

tvilum


NOTICE DE MONTAGE



- A lire soigneusement
- A conserver pour consultation ultérieur
- Garder la notice de montage en cas de demande de SAV


79664

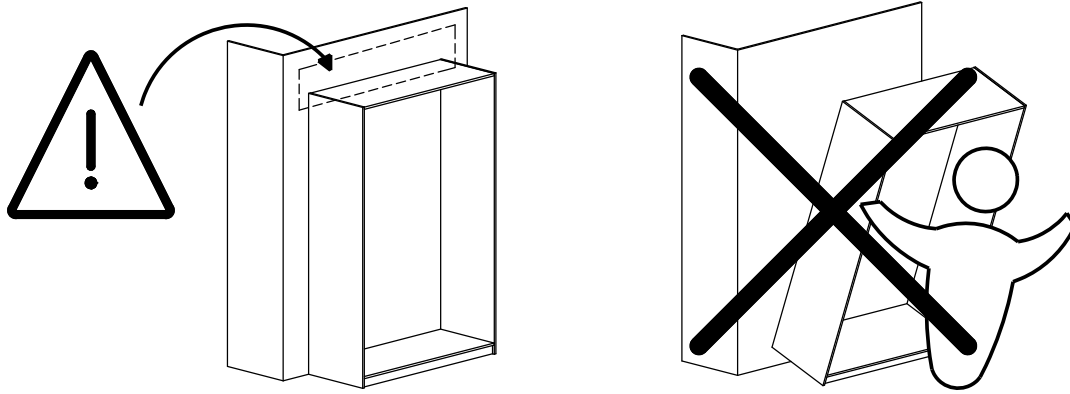
Armoire 3 portes



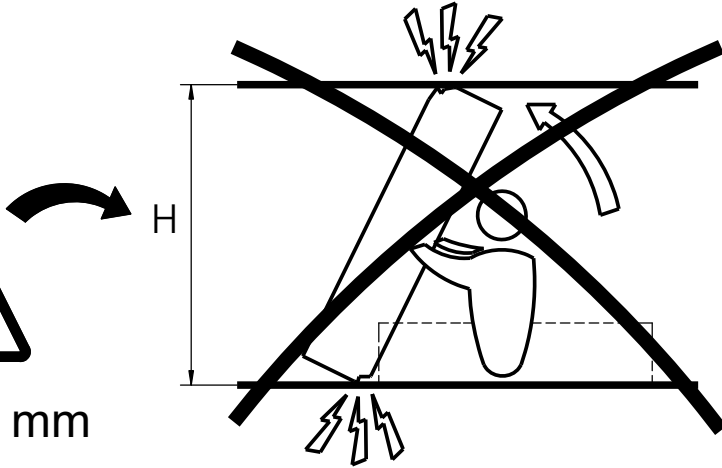
3-5 hr

Entretien: Nettoyer à l'aide d'un chiffon doux et légèrement humide.







$H < 2105 \text{ mm}$





$H > 2105 \text{ mm}$

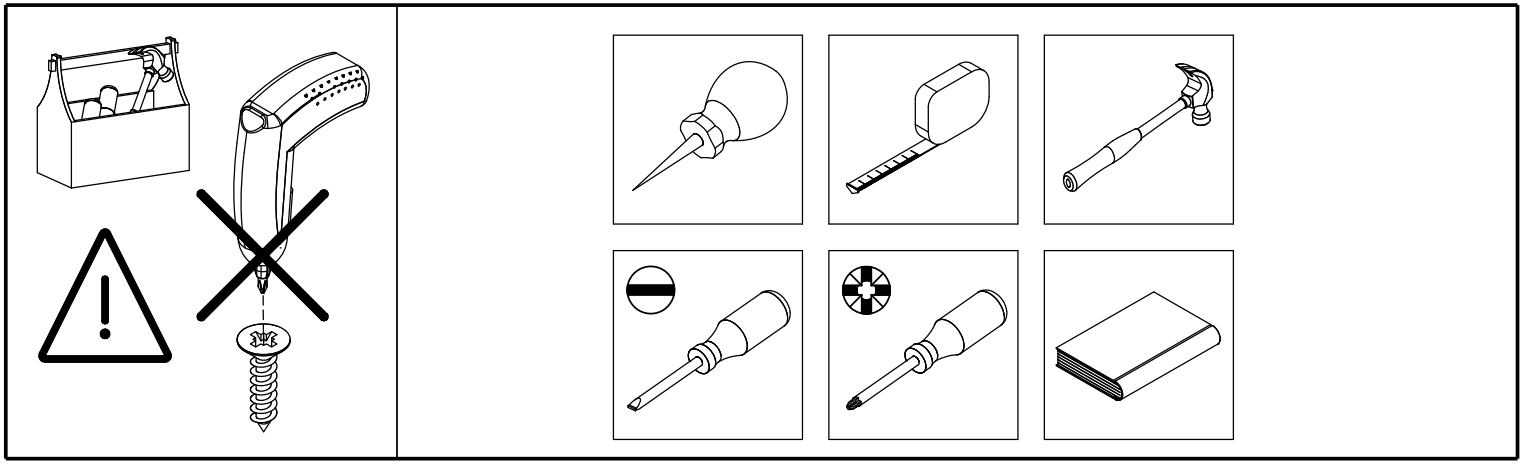


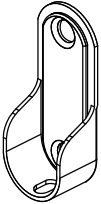
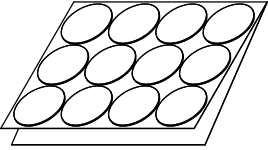
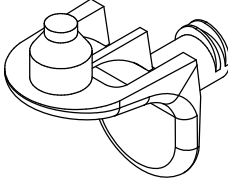
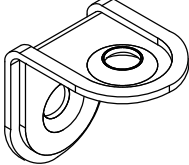
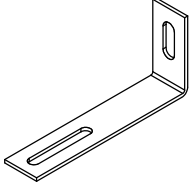
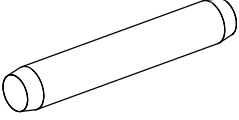
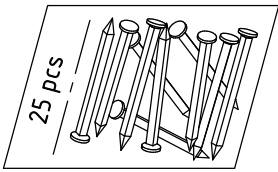
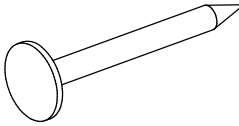
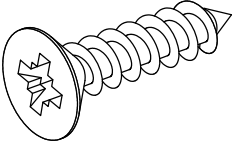
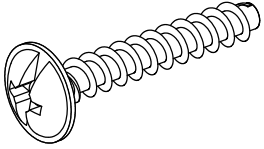
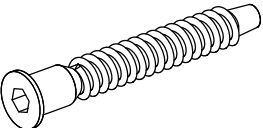

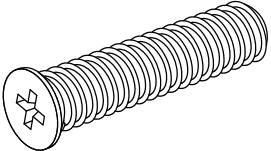
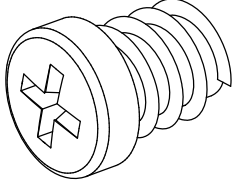
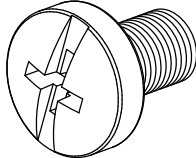
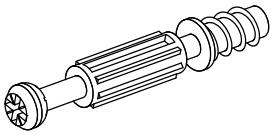
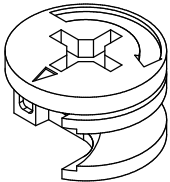
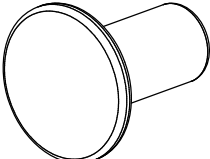
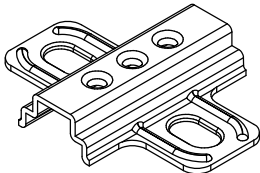
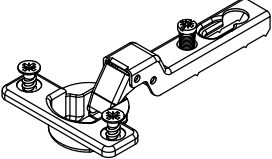
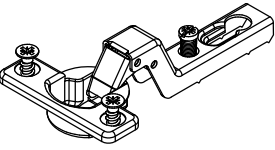
3-5 hr

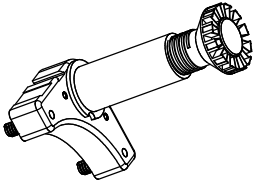
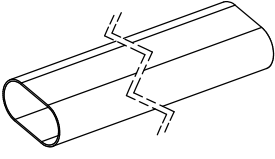
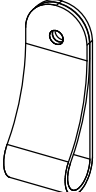

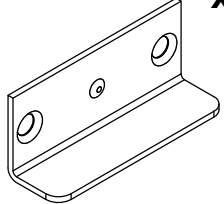
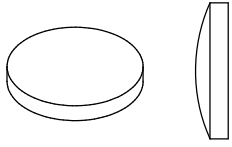
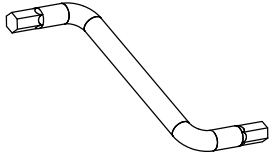


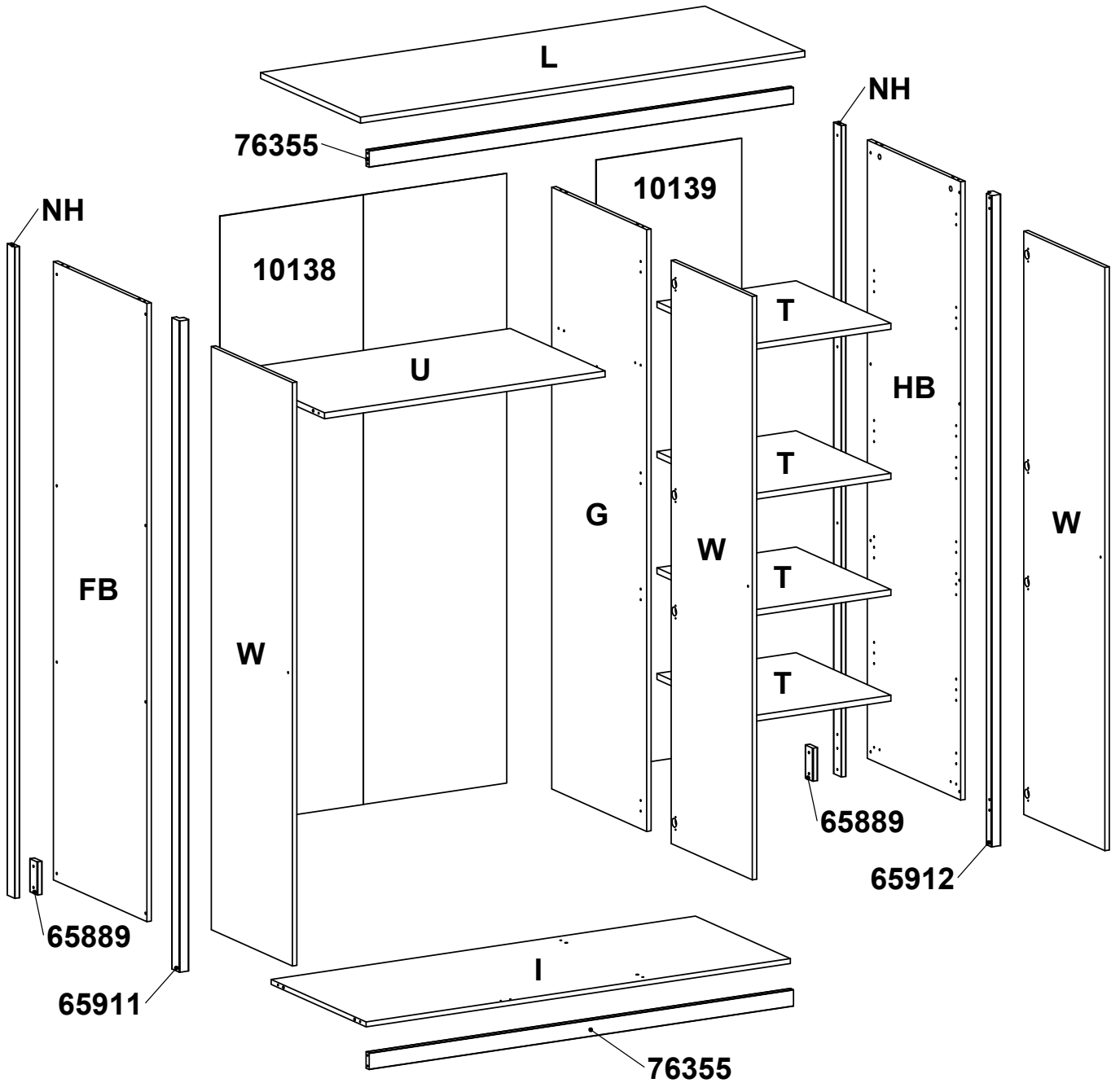
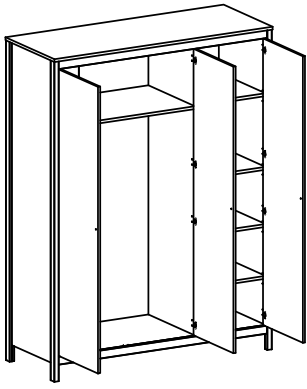
x2



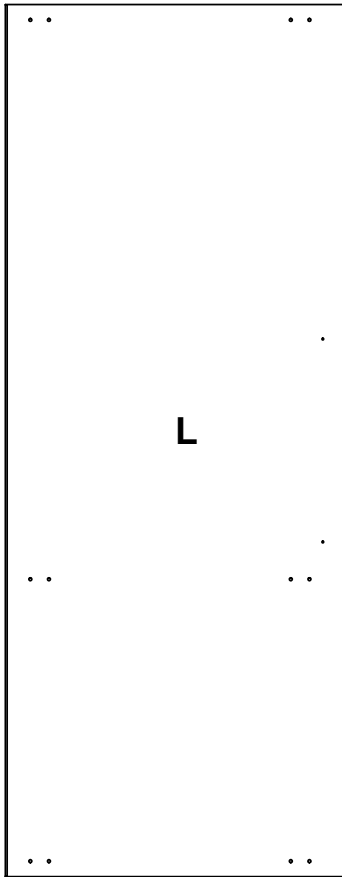


<p>0110621 x2</p>  <p>0.71x1.79x0.47" 18x45,5x12 mm</p>	<p>0110901 x1</p>  <p>Ø0.87x0.02" Ø22x0,5 mm</p>	<p>0111042 x16</p>  <p>0.83x0.76x0.47" 21x19,3x12 mm</p>	<p>0113412 x4</p>  <p>0.79x0.79x0.63x0.08" 20x20x16x2 mm</p>	<p>0113437 x2</p>  <p>1.34x2.99x0.63" 34x76x16 mm</p>
<p>0120203 x24</p>  <p>Ø0.2x1.18" Ø5x30 mm</p>	<p>0123006 x3</p>  <p>0.06x0.98" 1,4x25 mm</p>	<p>0123008 x18</p>  <p>0.07x0.79" 1,9x20 mm</p>	<p>0125215 x2</p>  <p>Ø0.12x0.47" Ø3x12 mm</p>	<p>0125233 x2</p>  <p>Ø0.14x0.59" Ø3,5x15 mm</p>
<p>0125506 x3</p>  <p>Ø0.16x0.98" Ø4x25 mm</p>	<p>0125610 x2</p>  <p>Ø0.28x1.97" Ø7x50 mm</p>	<p>0125440 x4</p>  <p>Ø0.16x0.51" Ø4x13 mm</p>	<p>0126007 x8</p>  <p>Ø0.17x0.51" Ø4,2x13 mm</p>	<p>0126020 x4</p>  <p>Ø0.23x0.35" Ø5,8x9 mm</p>
<p>0126033 x20</p>  <p>Ø0.25x1.06" Ø6,3x27 mm</p>	<p>0126071 x24</p>  <p>Ø0.27x0.31" Ø6,9x8 mm</p>	<p>0126211 x12</p>  <p>M4x0.28" M4x7 mm</p>	<p>0126218 x3</p>  <p>M4x0.47" M4x12 mm</p>	<p>0131513 x14</p>  <p>Ø0.30x1.73/1.34" Ø7,5x44/34 mm</p>
<p>0131687 x14</p>  <p>Ø0.59x0.37" Ø15x9,5 mm</p>	<p>0132813 x3</p>  <p>Ø0.39/Ø0.2x0.45/0.39" Ø10/Ø5x11,5/10 mm</p>	<p>0150491 x12</p>  <p>2.01x1.57x0.35" 51x40x9 mm</p>	<p>0152291 x4</p>  <p>Ø1.02-3.61x1.97x0.78" Ø26-91,8x50x19,7 mm</p>	<p>0152292 x8</p>  <p>Ø1.02-3.61x1.97x1" Ø26-91,7x50x25,2 mm</p>

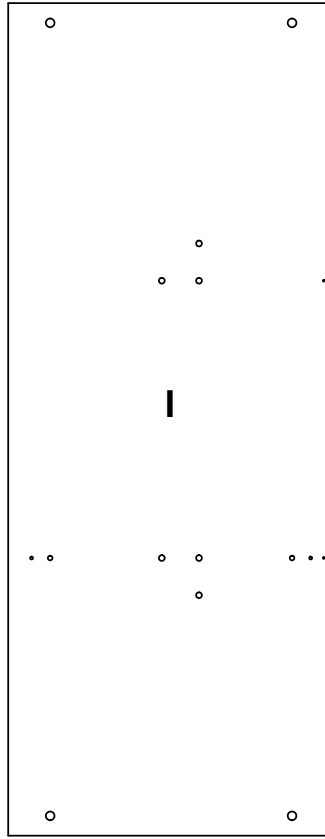
<p>0166211 x2</p>  <p>Ø1.3x4.92/7.28" Ø33x125/185 mm</p>	<p>0172561 x1</p>  <p>37.09x0.59x1.12" 942x15x28,5 mm</p>	<p>0180115 x3</p>  <p>5.91x0.98x0.07" 150x25x1,8 mm</p>	<p>0181047 x3</p>  <p>Ø1.1/Ø0.67x0.83" Ø28/Ø17x21 mm</p>	<p>0191403 x1</p>  <p>1.57x0.67x0.47" 40x17x12 mm</p>
<p>0196203 x6</p>  <p>Ø0.28x0.06" Ø7x1,5 mm</p>	<p>0197642 x1</p>  <p>0.16x1.93x1.46" 4x49x37 mm</p>			




BOX 1/4



1500x584x18mm

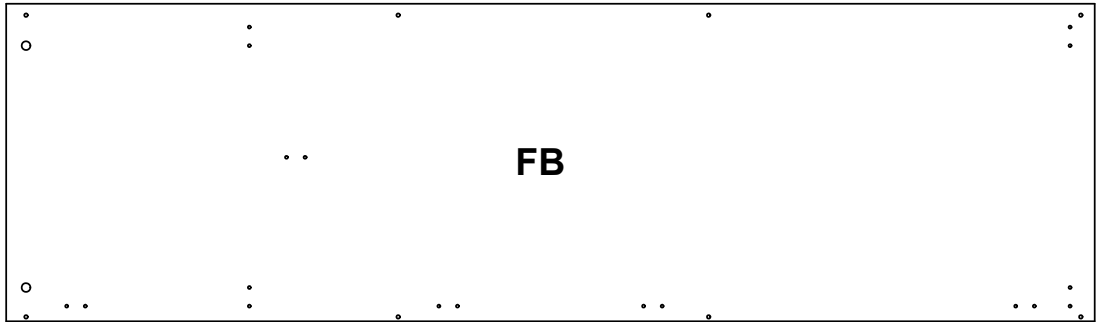


1432x555x15mm

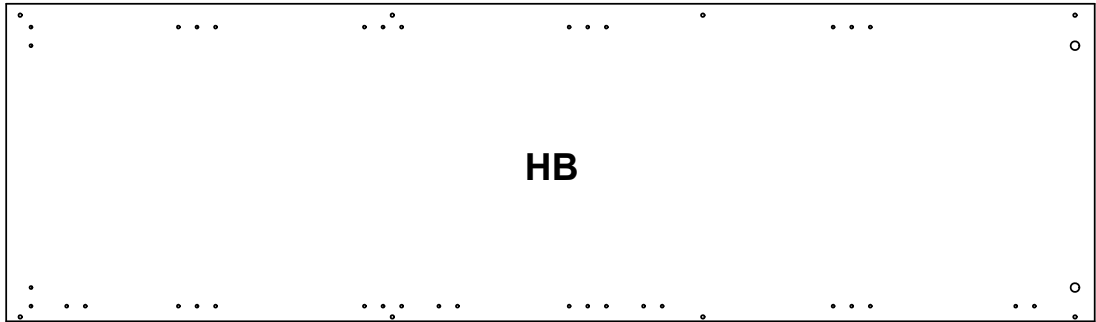


947x554x18mm

BOX 2/4



1872x546x15mm




1872x546x15mm

65889 x2


100x45x16mm

65911



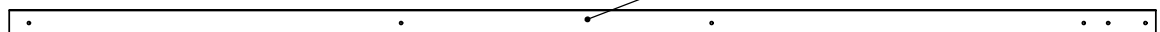
1972x45x32mm

65912



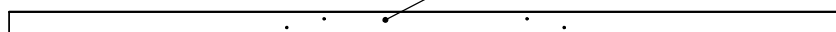
1972x45x32mm

NH x2



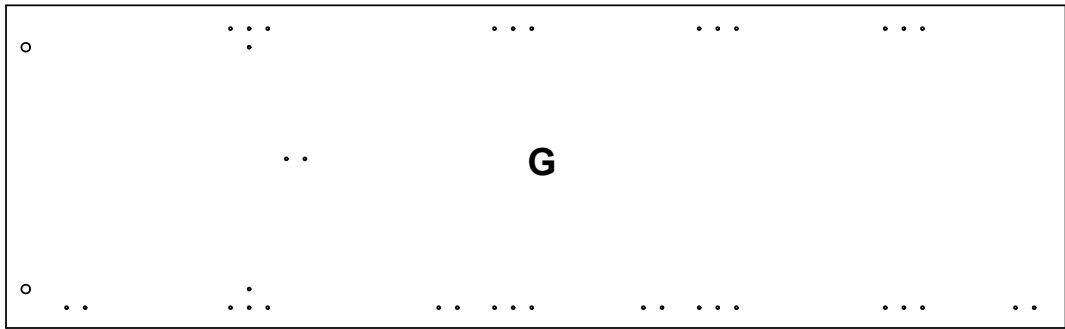
1972x45x16mm

76355 x2



1432x50x18mm

BOX 3/4



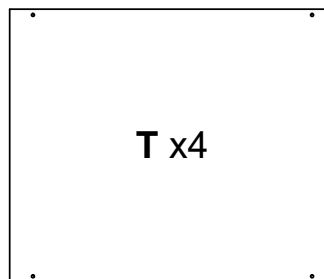
1822x555x15mm

10138

1846x968x2,5mm

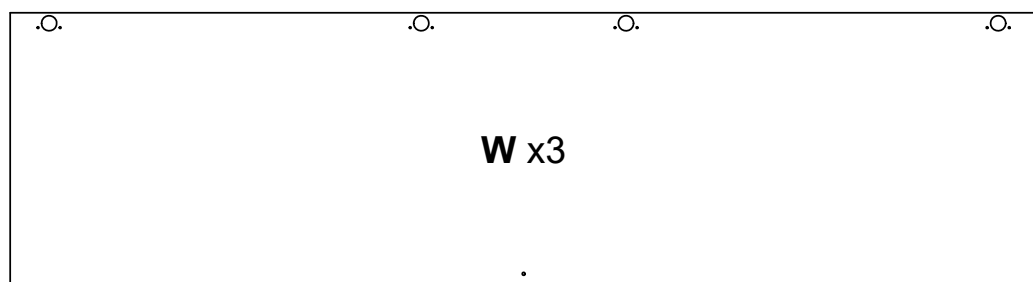
10139

1846x491x2,5mm



469,5x554x18mm

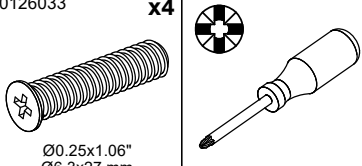
BOX 4/4



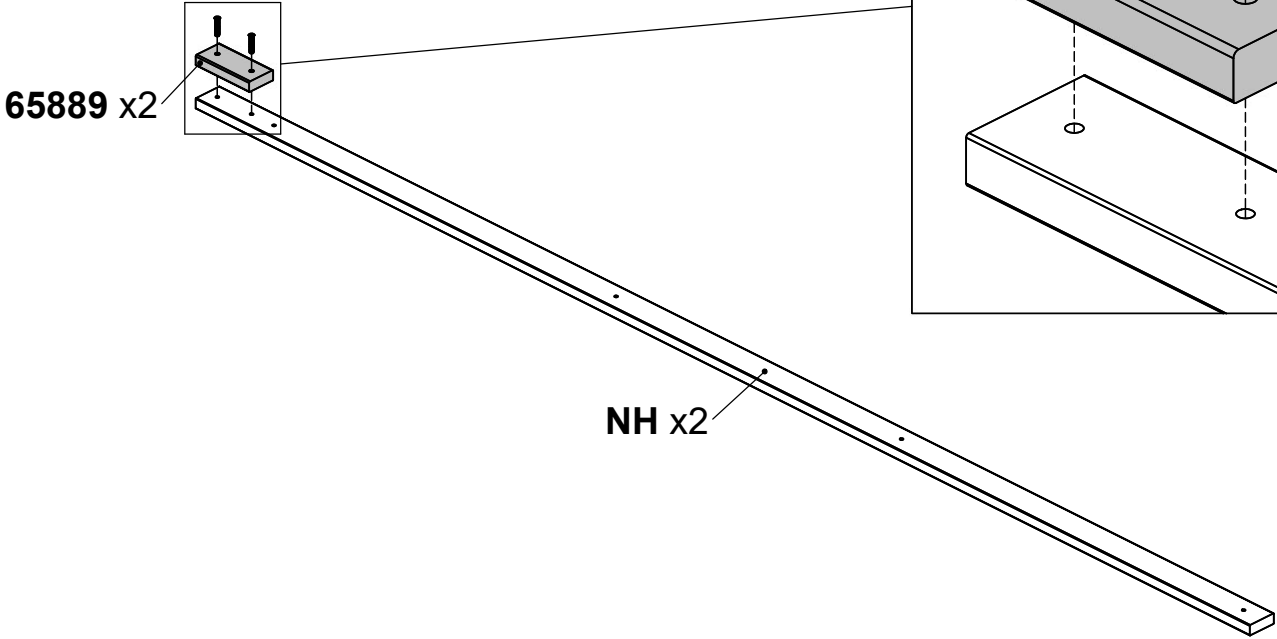
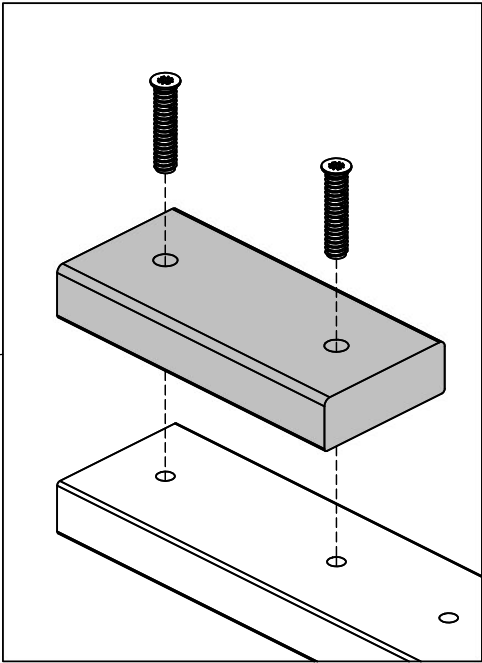
1766x474x15mm

1

0126033 **x4**

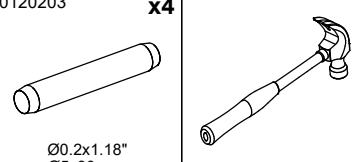


Ø0.25x1.06"
Ø6.3x27 mm

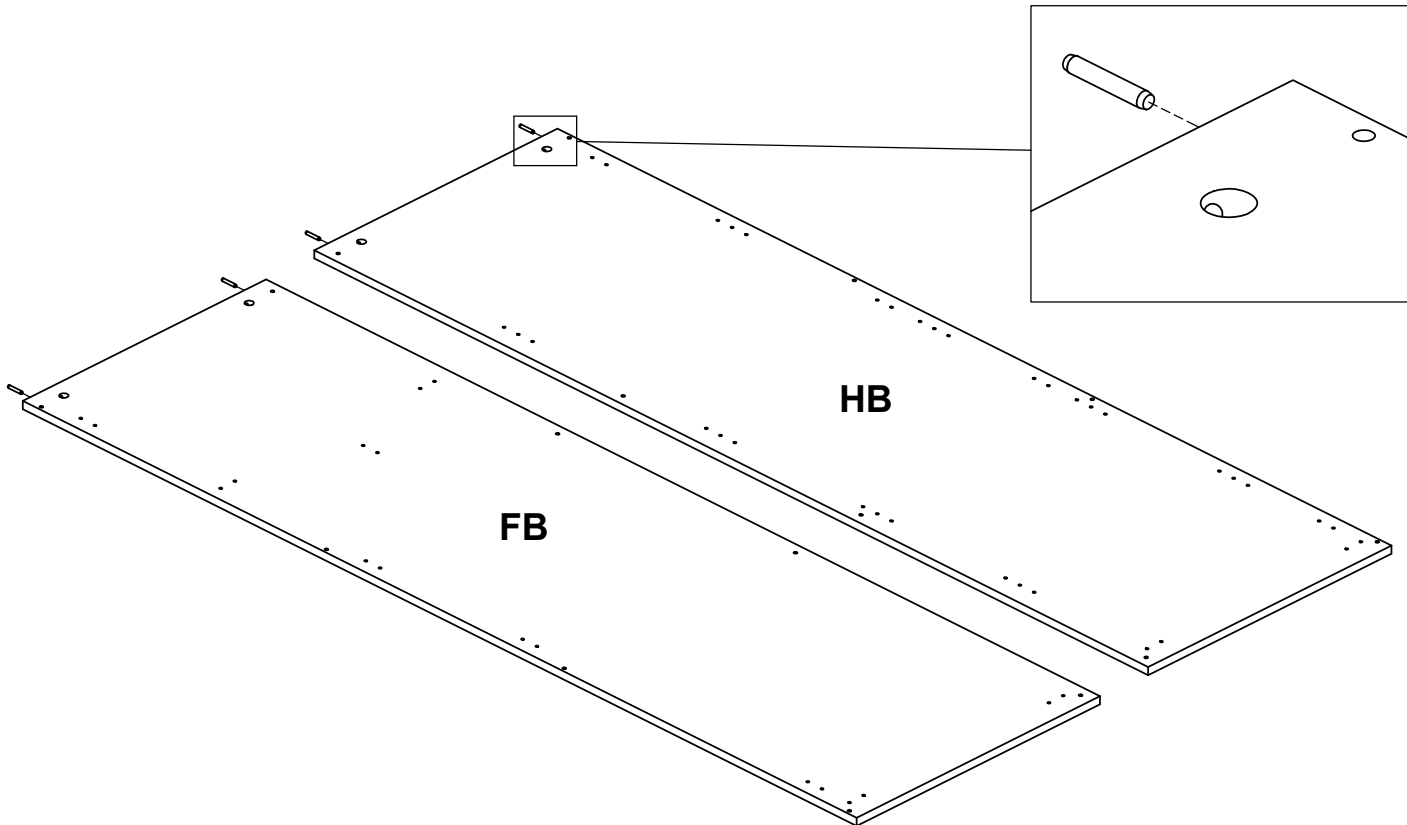
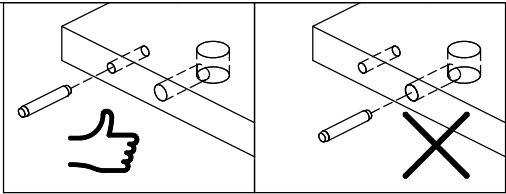


2


0120203 **x4**

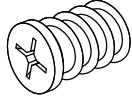


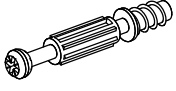
Ø0.2x1.18"
Ø5x30 mm

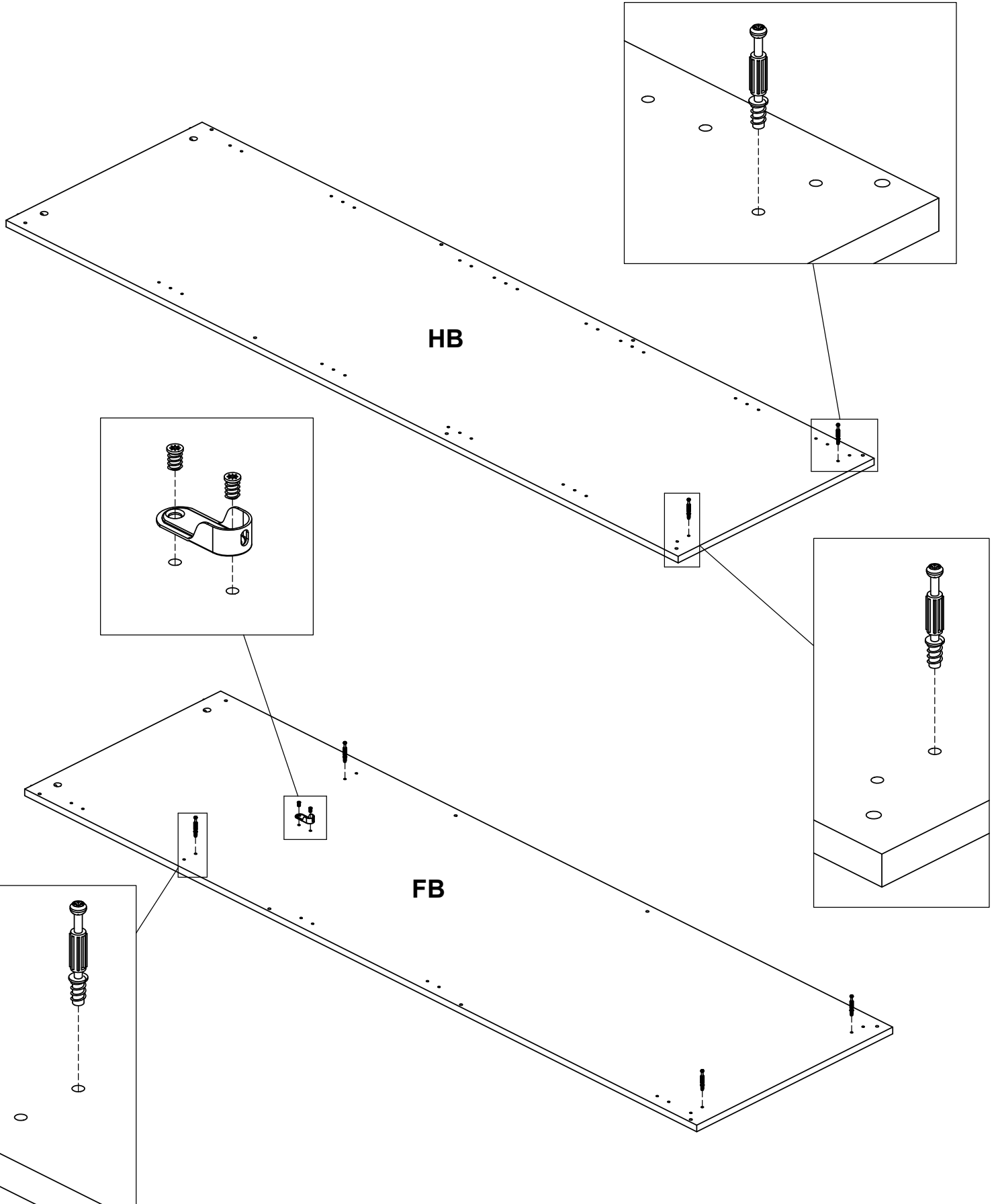

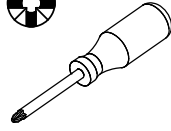


3

0110621 **x1**

0.71x1.79x0.47"
18x45,5x12 mm

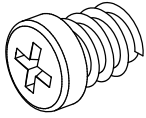
0126020 **x2**

Ø0.23x0.35"
Ø5,8x9 mm

0131513 **x6**

Ø0.30x1.73/1.34"
Ø7,5x44/34 mm

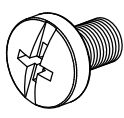


4

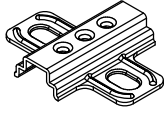
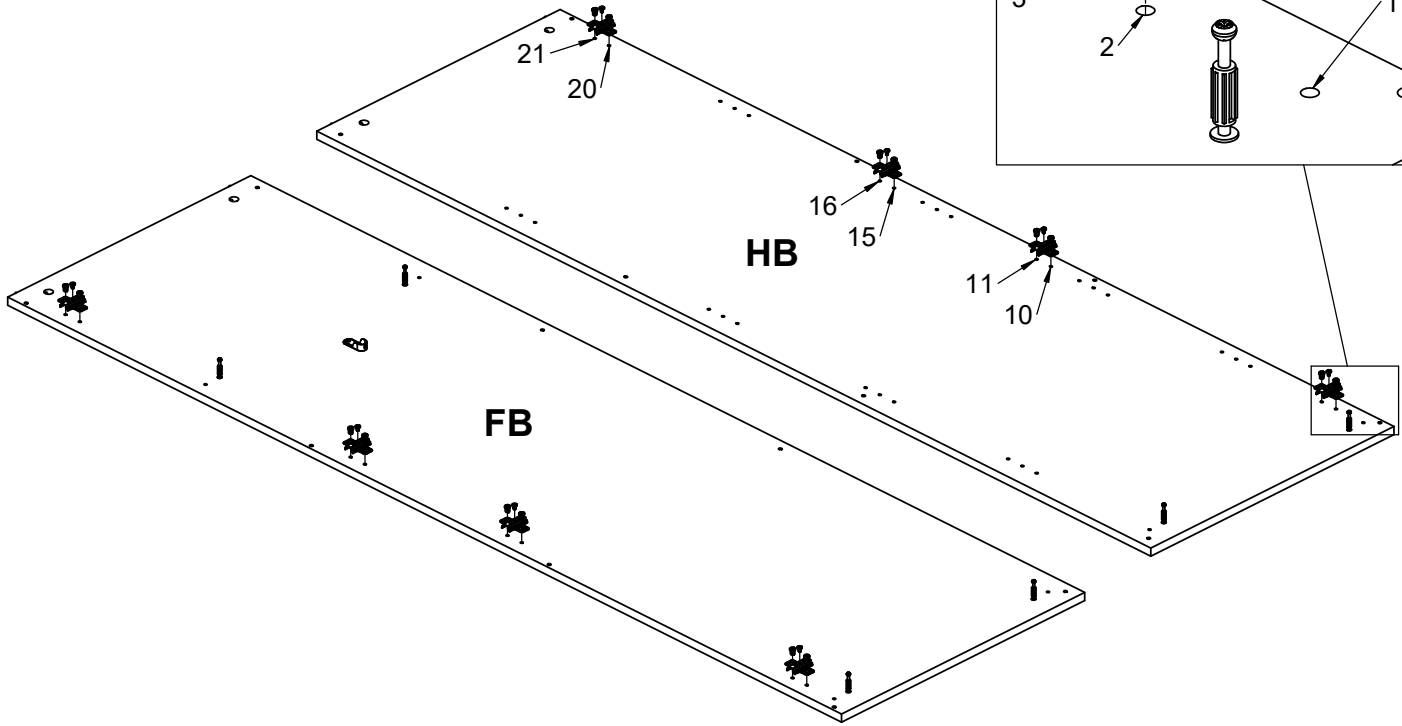
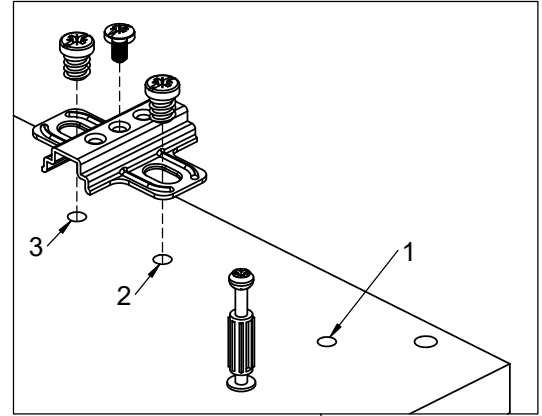
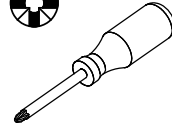
0126071

x16Ø0.27x0.31"
Ø6,9x8 mm

0126211

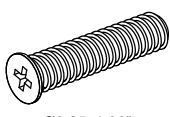
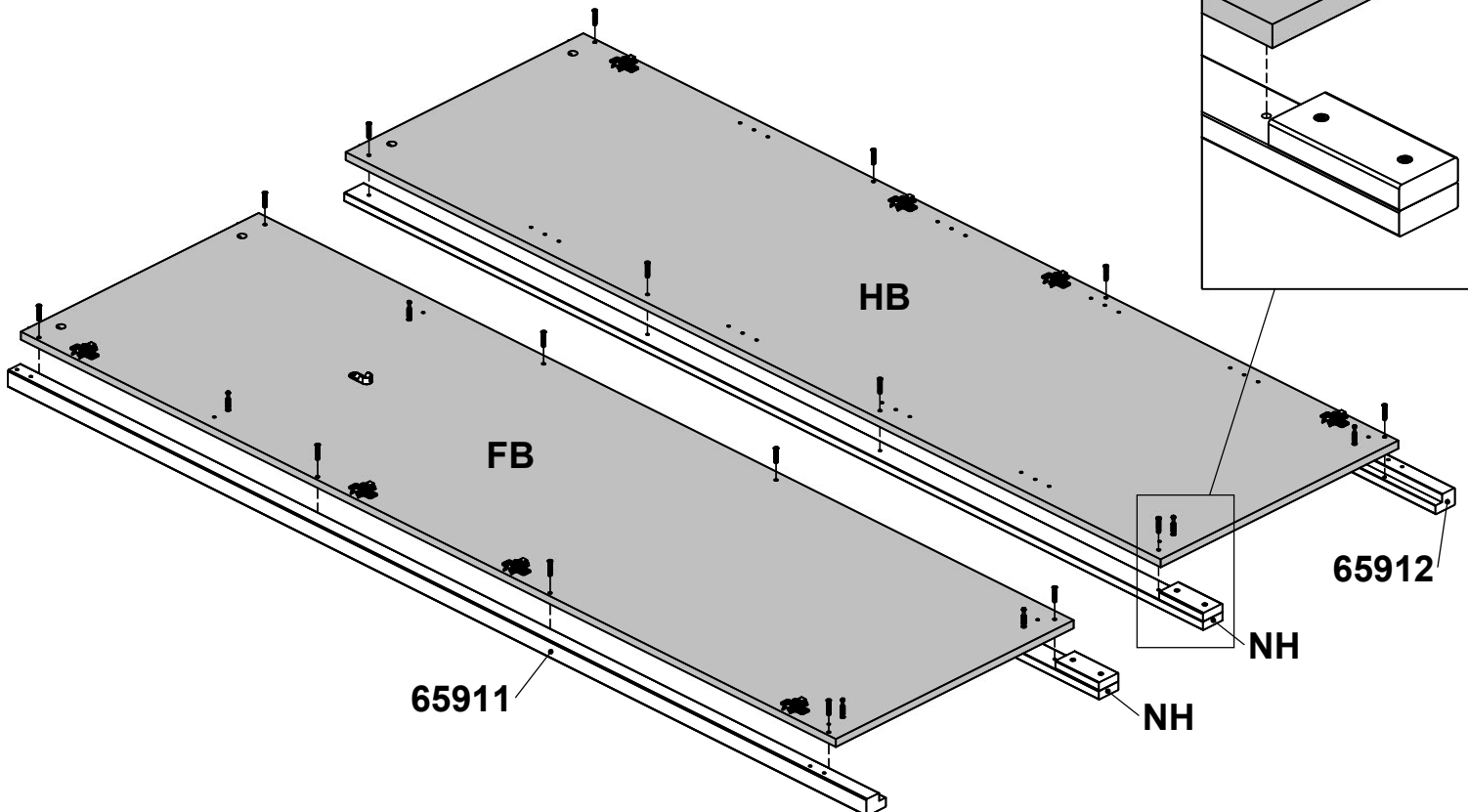
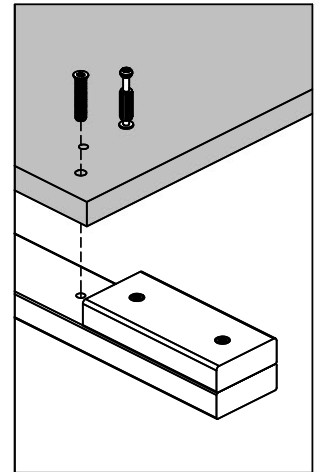
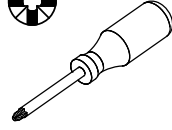
x8M4x0.28"
M4x7 mm

0150491

x82.01x1.57x0.35"
51x40x9 mm

5

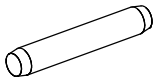
0126033

x16Ø0.25x1.06"
Ø6,3x27 mm

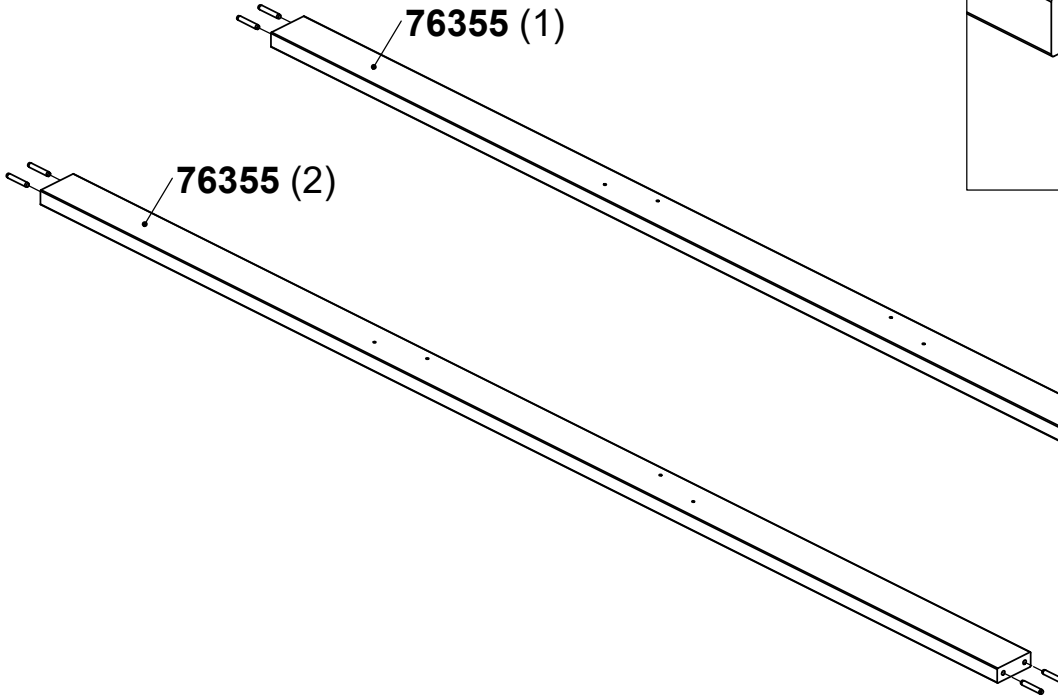
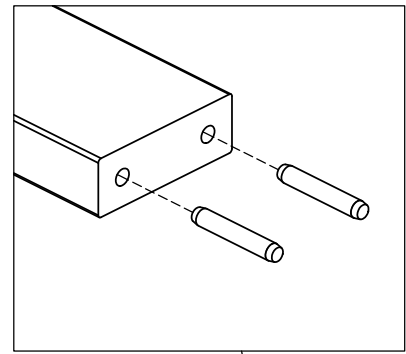

6

0120203

x8



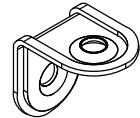
Ø0.2x1.18"
Ø5x30 mm



7

0113412

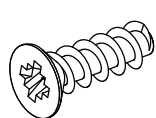
x4



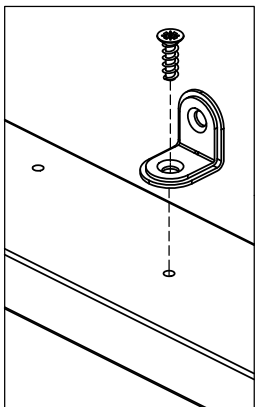
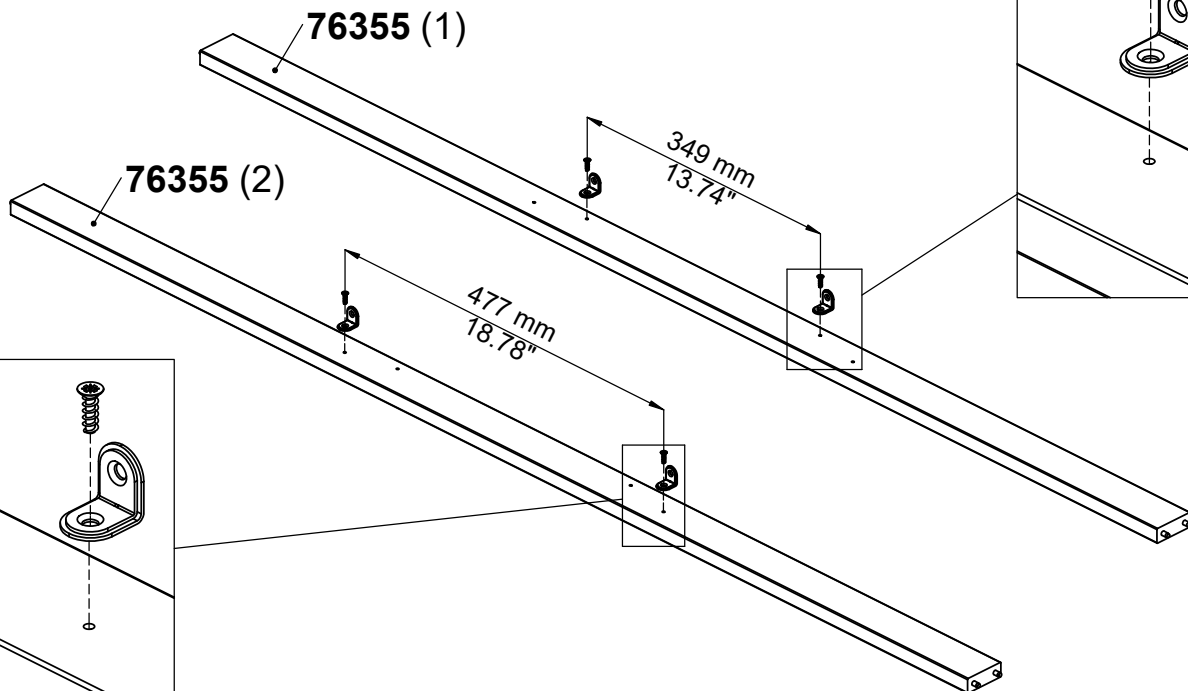
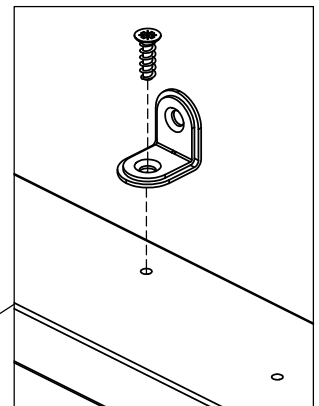
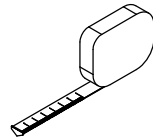
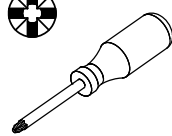
0.79x0.79x0.63x0.08"
20x20x16x2 mm

0126007

x4



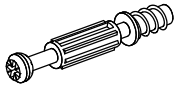
Ø0.17x0.51"
Ø4.2x13 mm



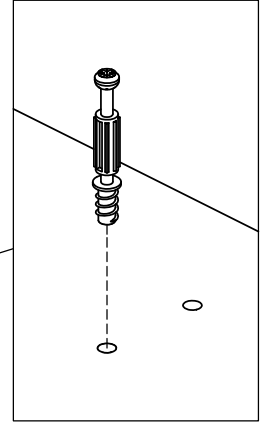
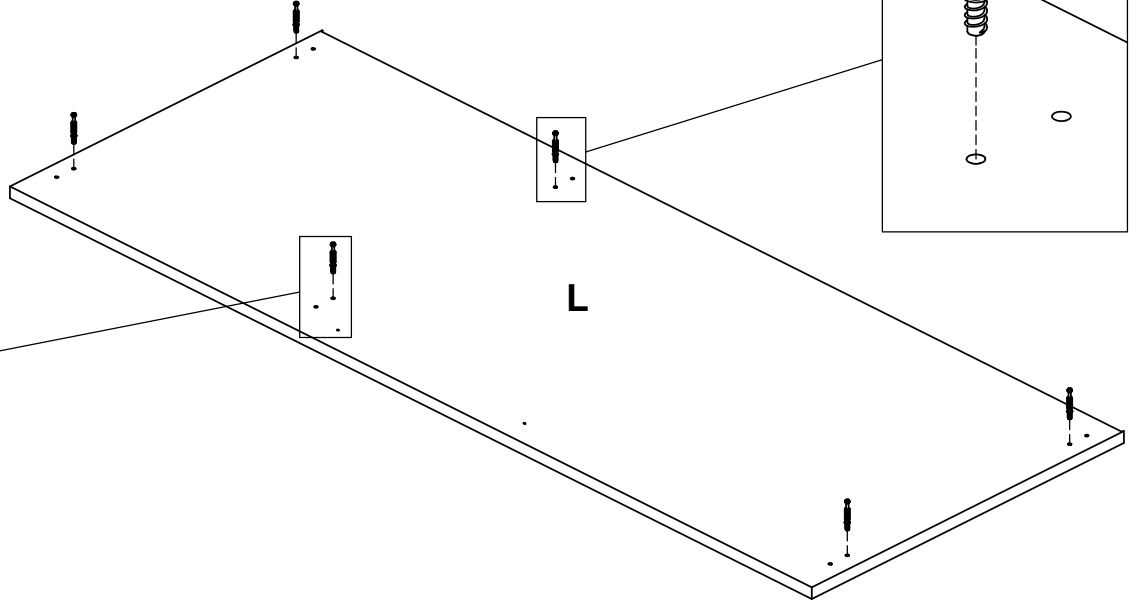
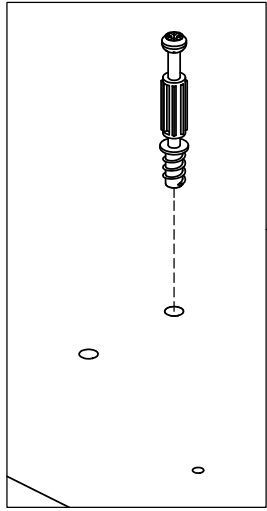
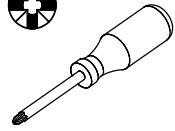
8

0131513

x6



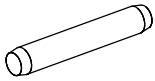
Ø0.30x1.73/1.34"
Ø7,5x44/34 mm



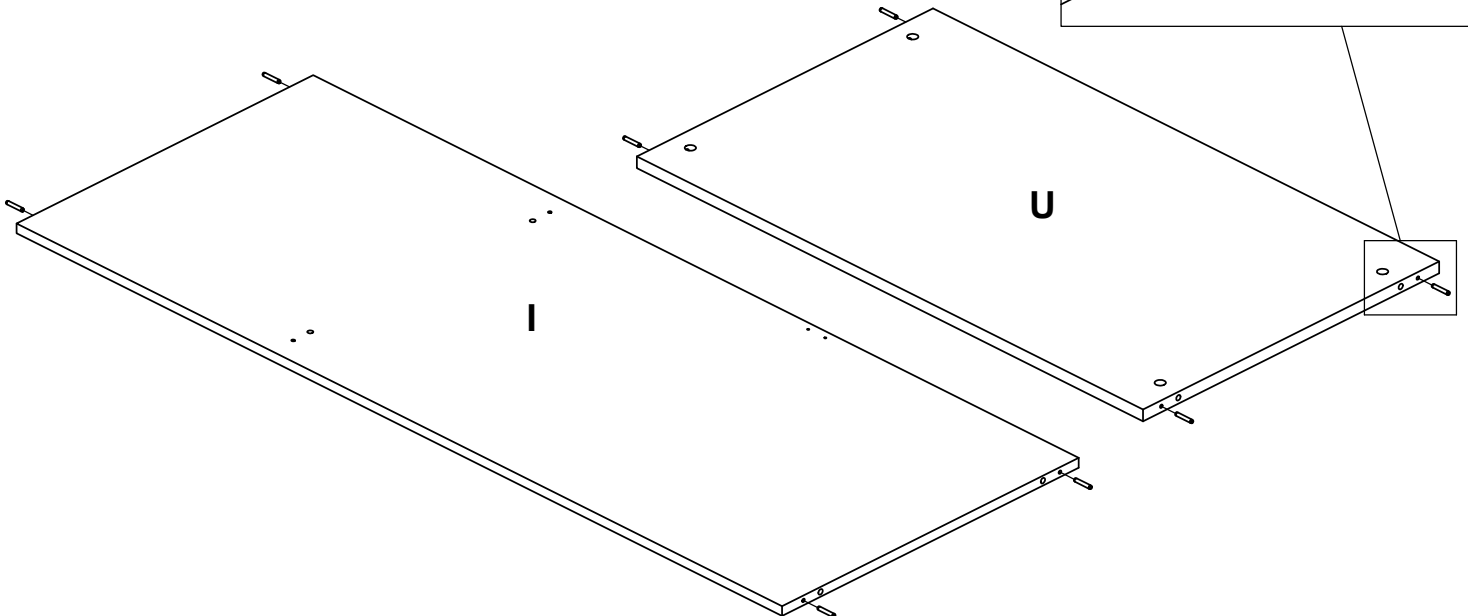
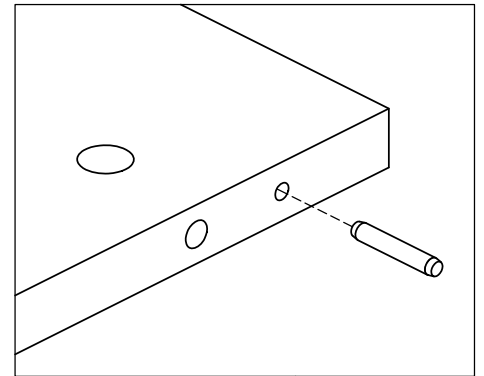

9

0120203

x8



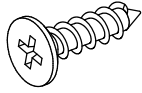
Ø0.2x1.18"
Ø5x30 mm



10

0125215

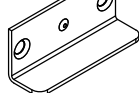
x2



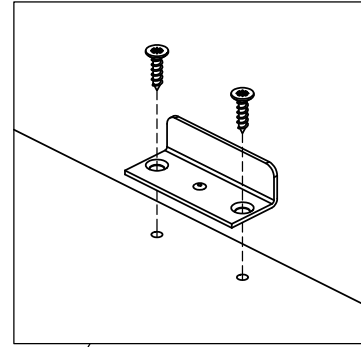
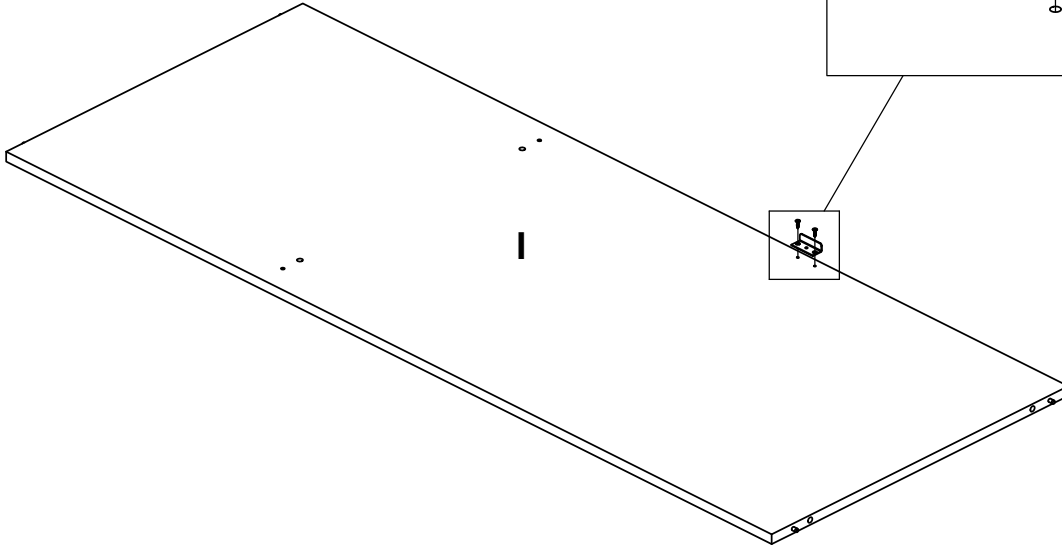
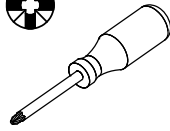
Ø0.12x0.47"
Ø3x12 mm

0191403

x1



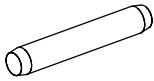
1.57x0.67x0.47"
40x17x12 mm



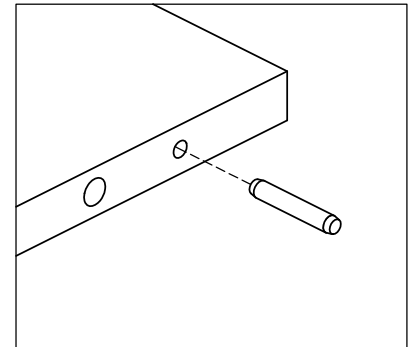
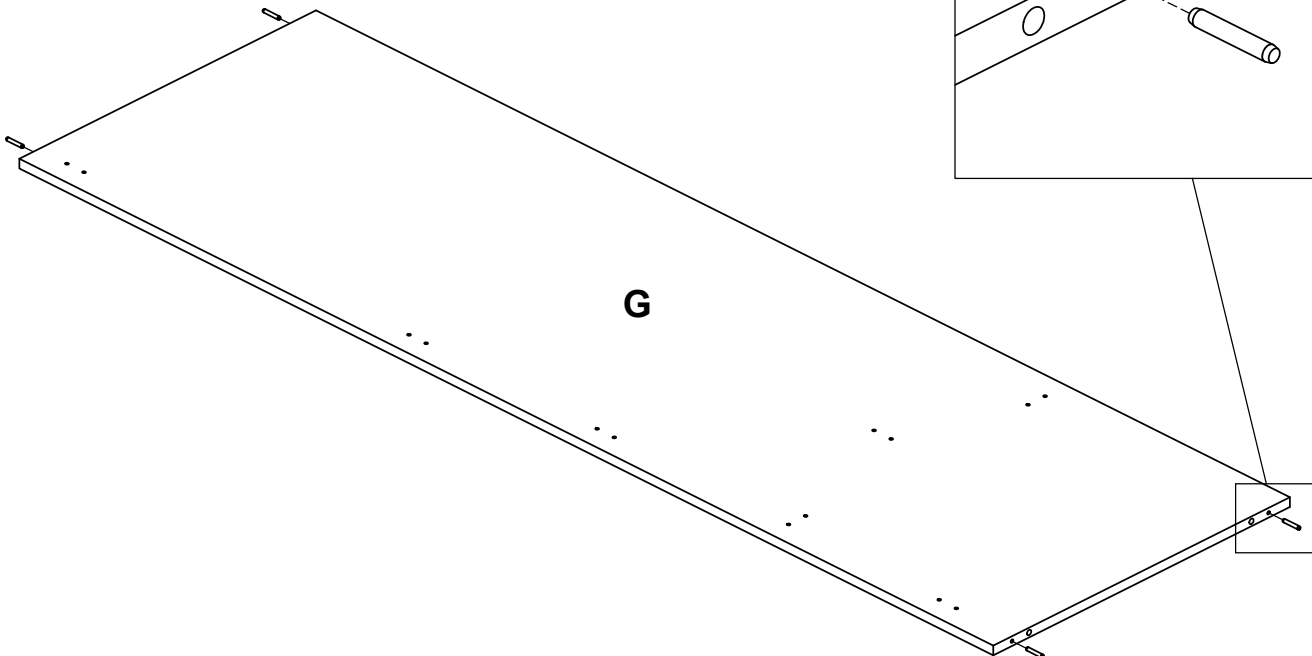

11

0120203

x4



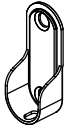
Ø0.2x1.18"
Ø5x30 mm



12

0110621

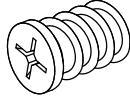
x1



0.71x1.79x0.47"
18x45,5x12 mm

0126020

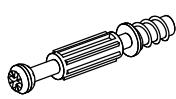
x2



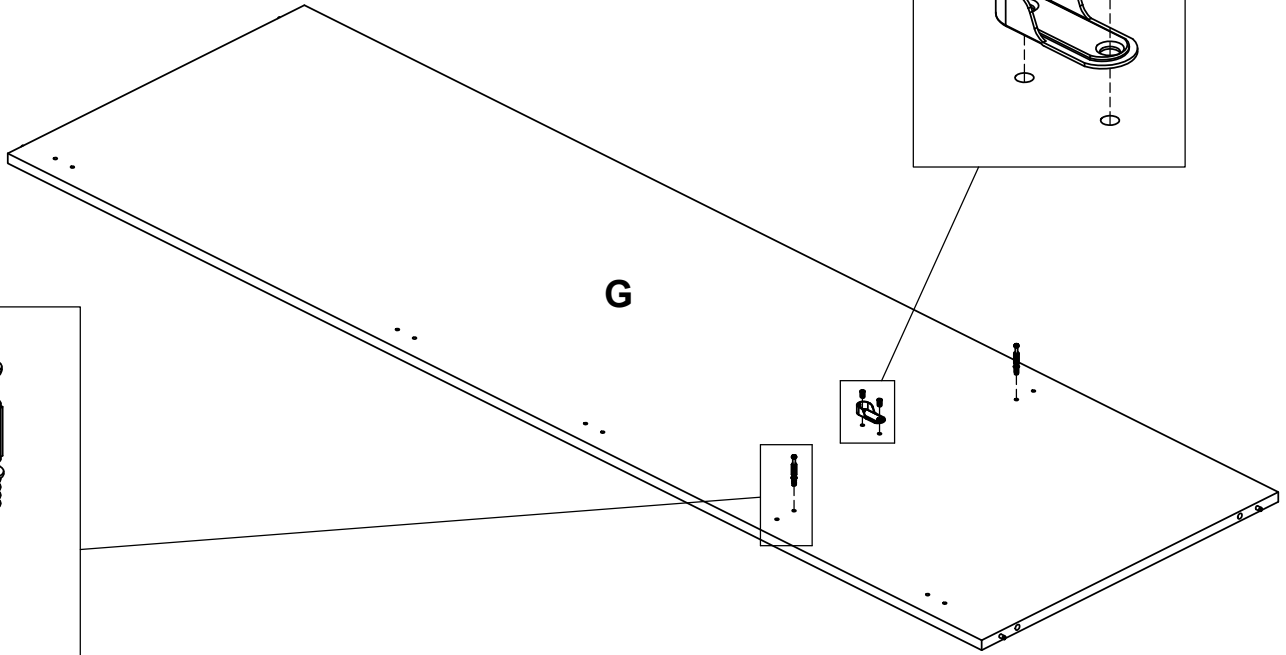
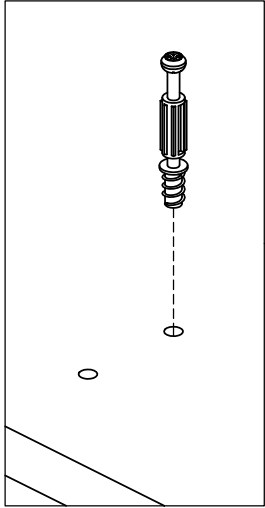
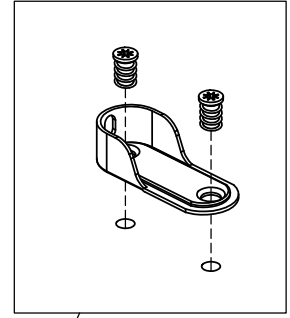
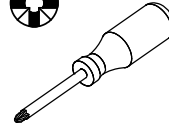
Ø0.23x0.35"
Ø5,8x9 mm

0131513

x2



Ø0.30x1.73/1.34"
Ø7,5x44/34 mm




G

13

0126071

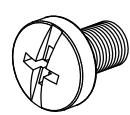
x8



Ø0.27x0.31"
Ø6,9x8 mm

0126211

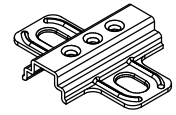
x4



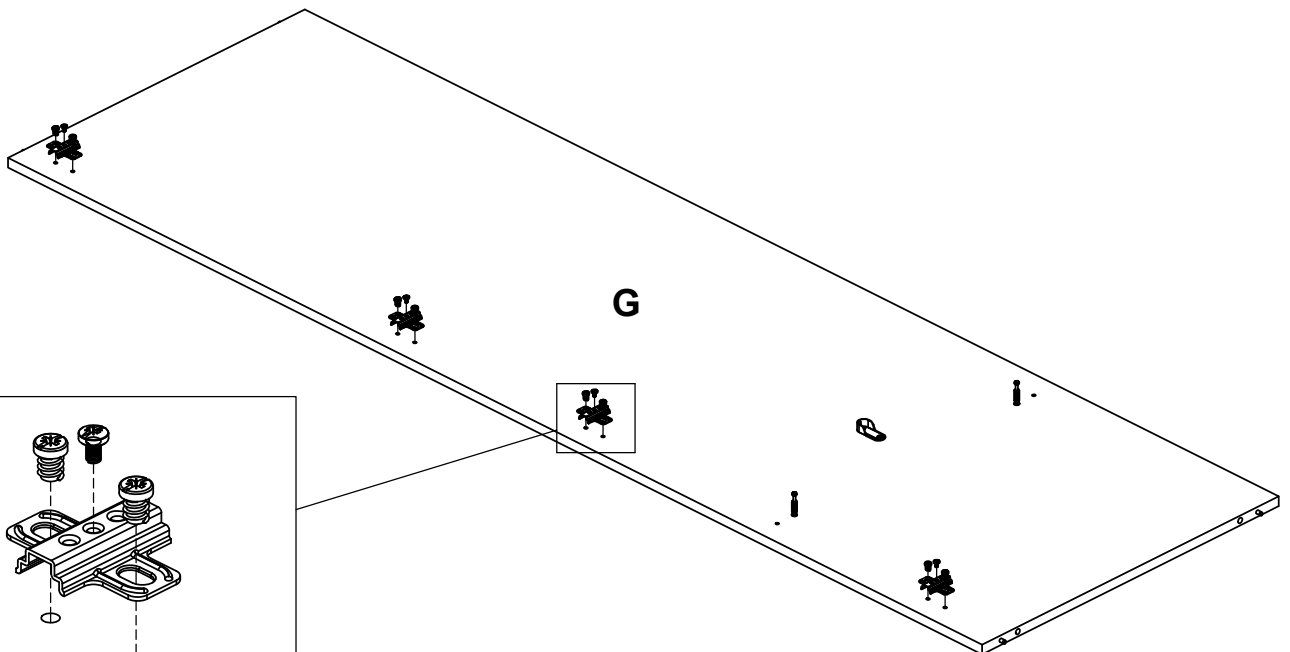
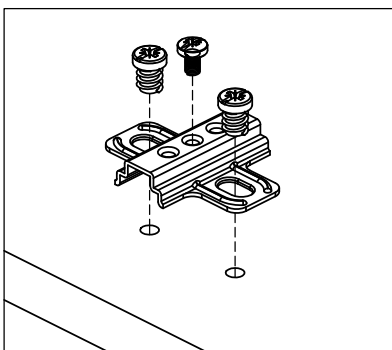
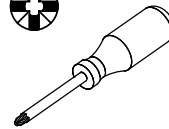
M4x0.28"
M4x7 mm

0150491

x4



2.01x1.57x0.35"
51x40x9 mm

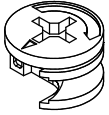


G

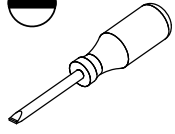
14

0131687

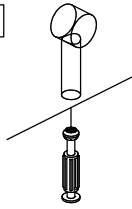
x2



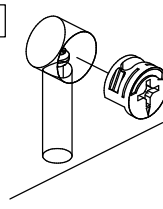
Ø0.59x0.37"
Ø15x9,5 mm



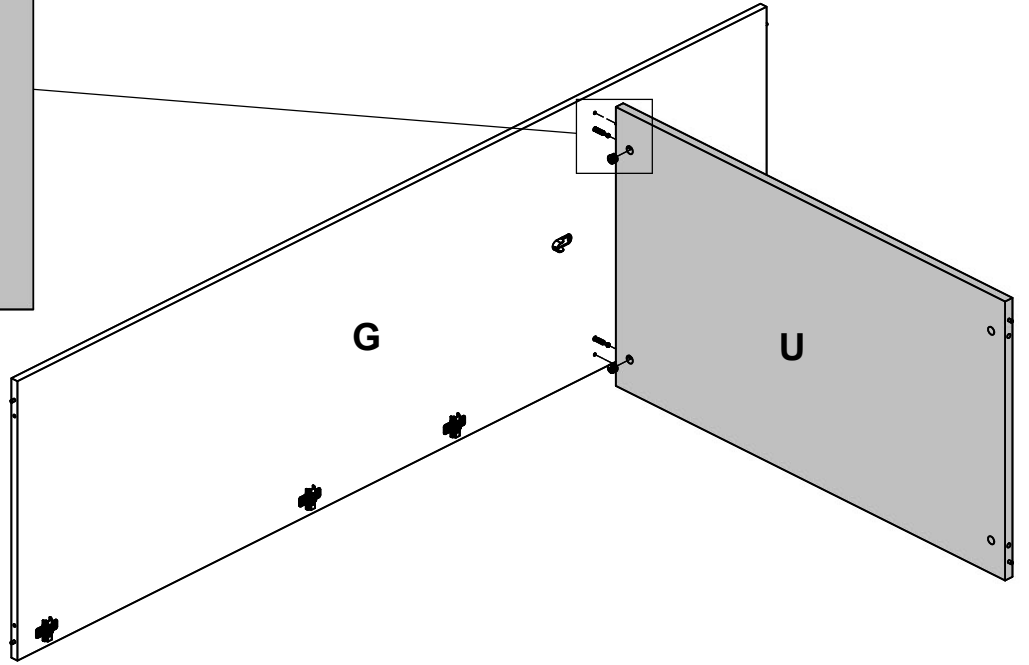
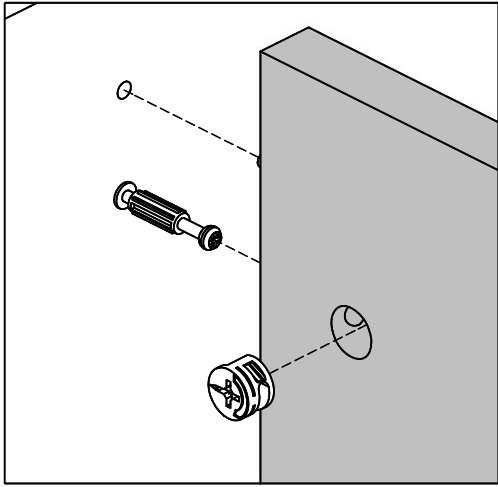

1



2



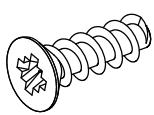
3



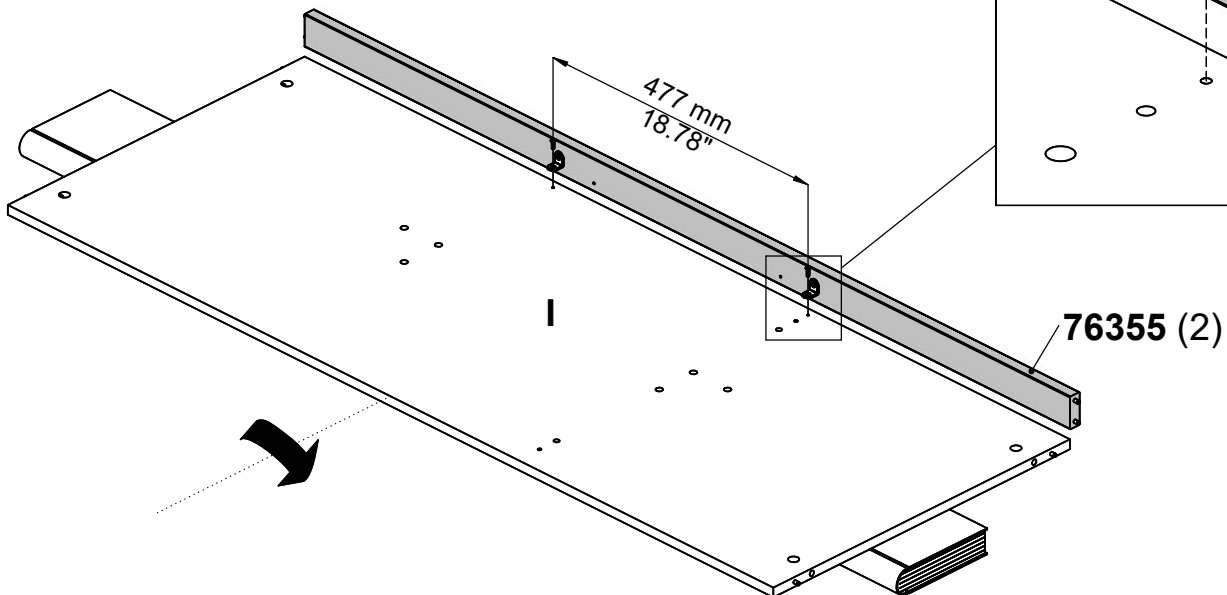
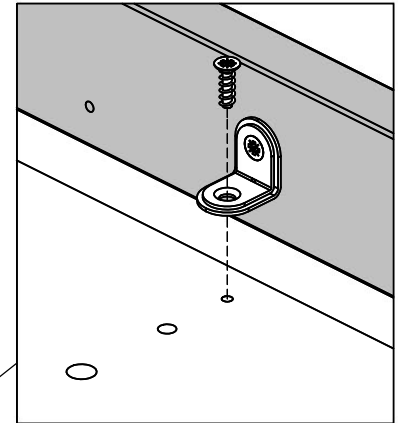
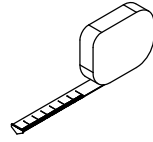
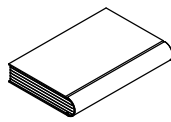
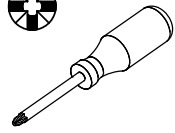
15

0126007

x2



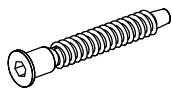
Ø0.17x0.51"
Ø4.2x13 mm



16

0125610

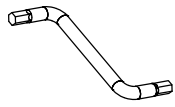
x2



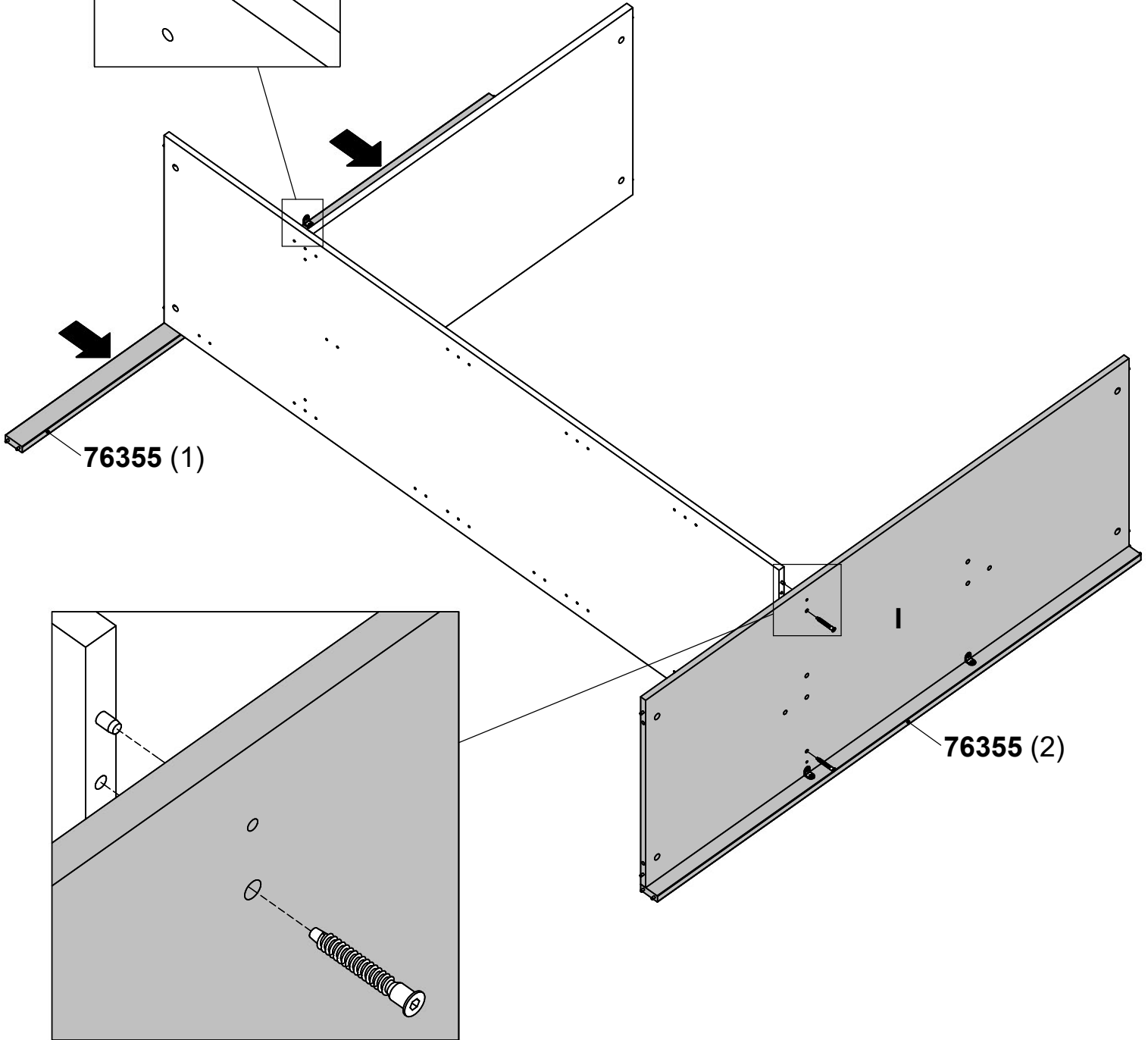

Ø0.28x1.97"
Ø7x50 mm

0197642

x1



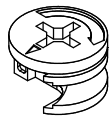
0.16x1.93x1.46"
4x49x37 mm



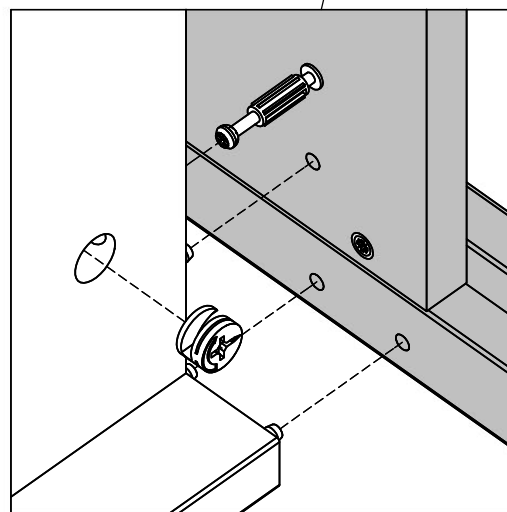
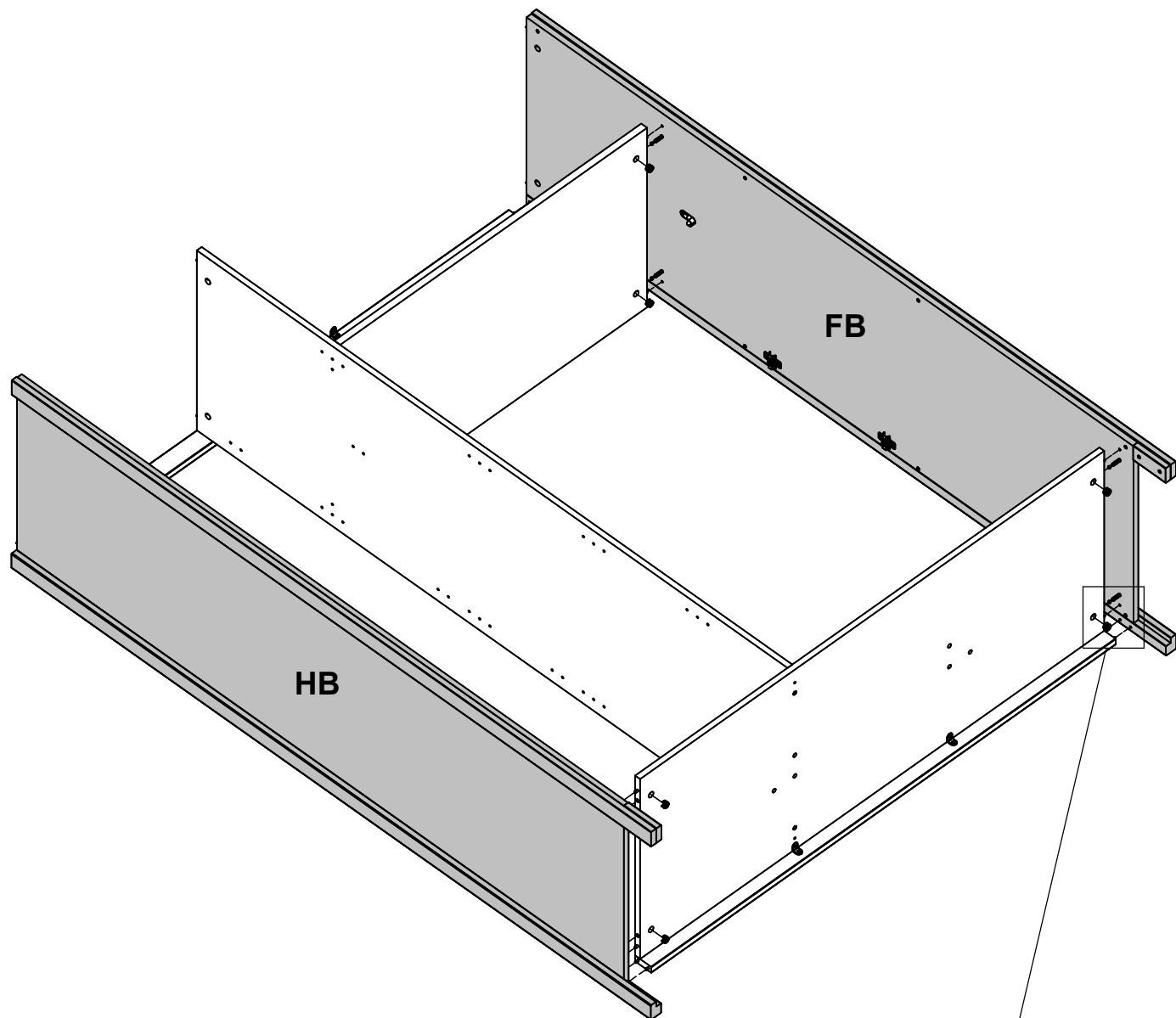
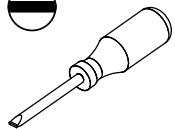
17

0131687

x6



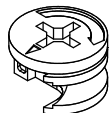
Ø0.59x0.37"
Ø15x9,5 mm



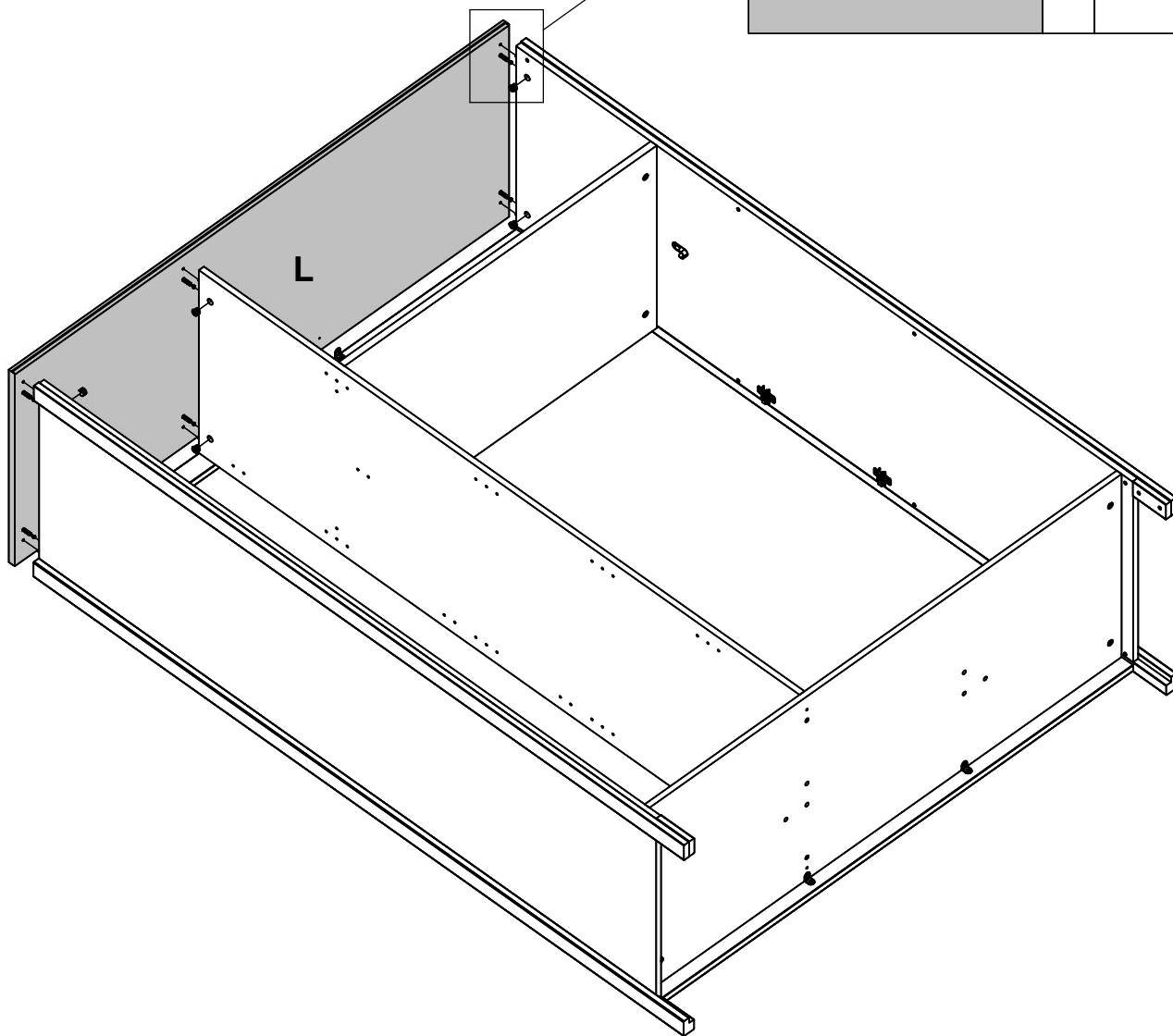
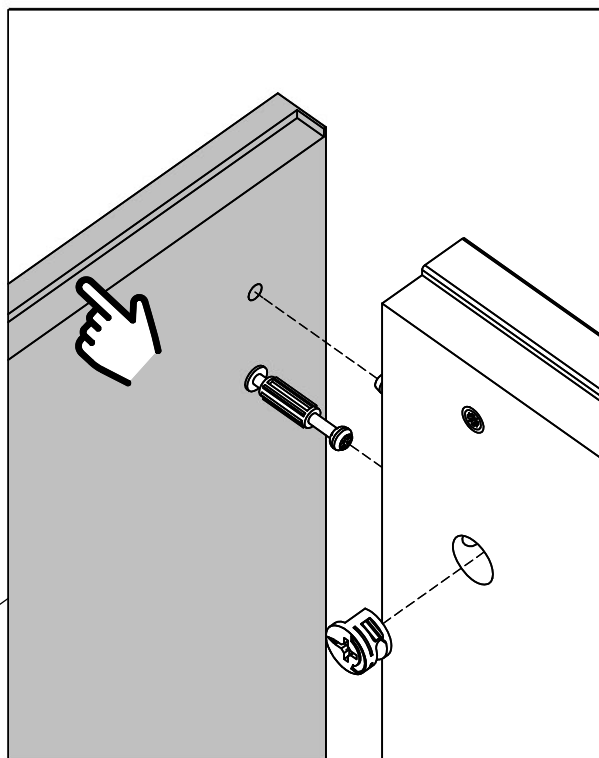
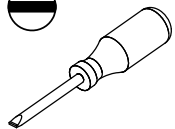
18

0131687

x6



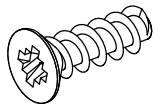
Ø0.59x0.37"
Ø15x9,5 mm



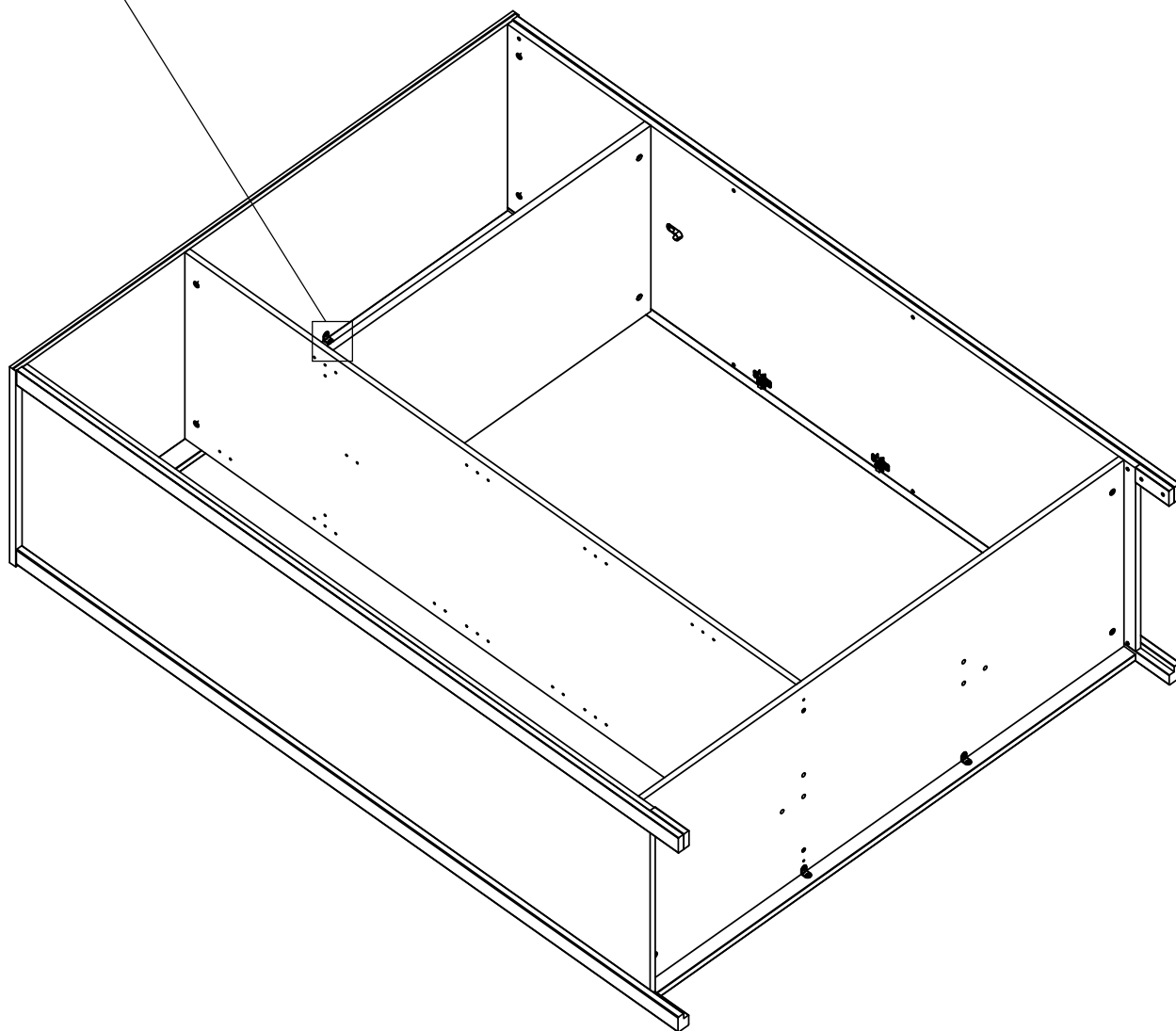
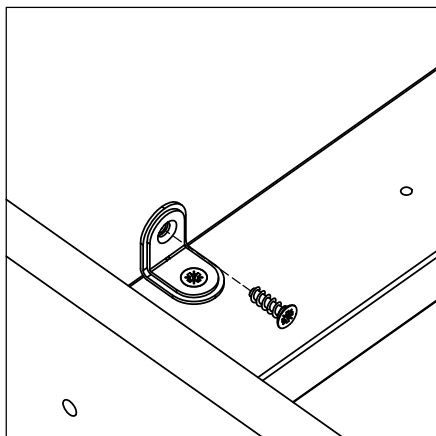
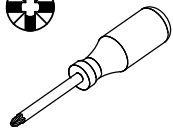
19

0126007

x2



Ø0.17x0.51"
Ø4.2x13 mm



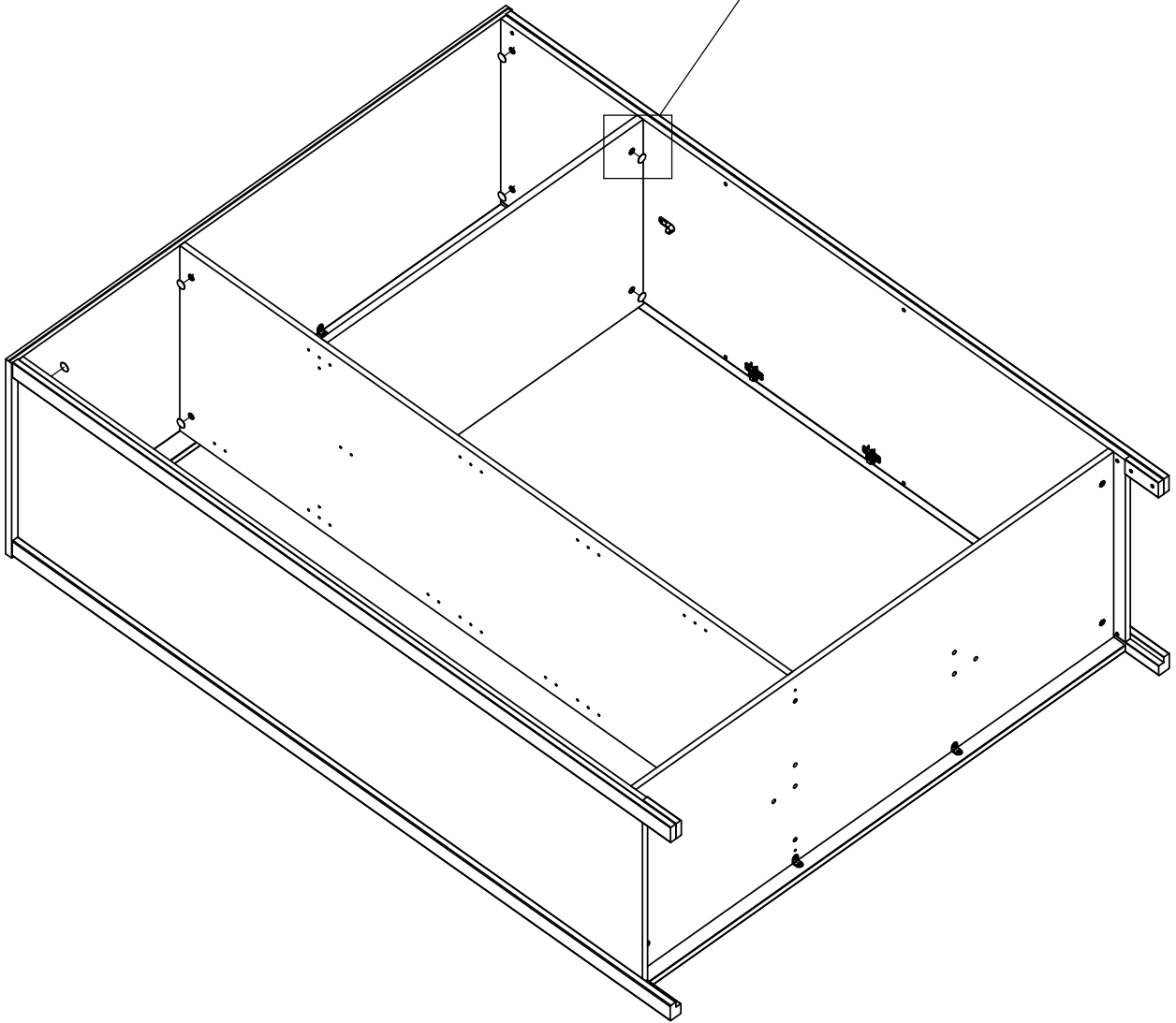
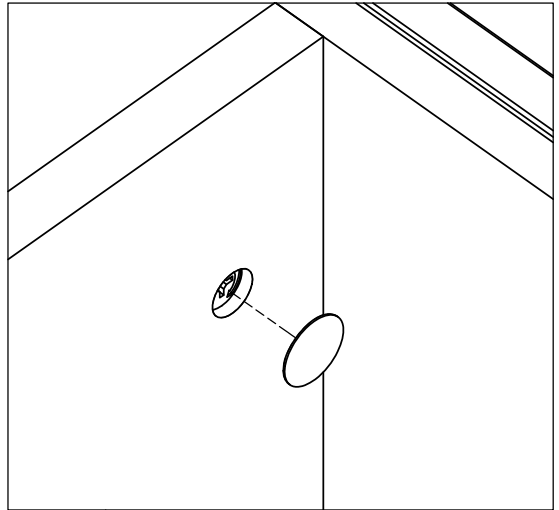
20

0110901

x10



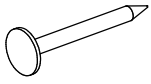
Ø0.87x0.02"
Ø22x0,5 mm



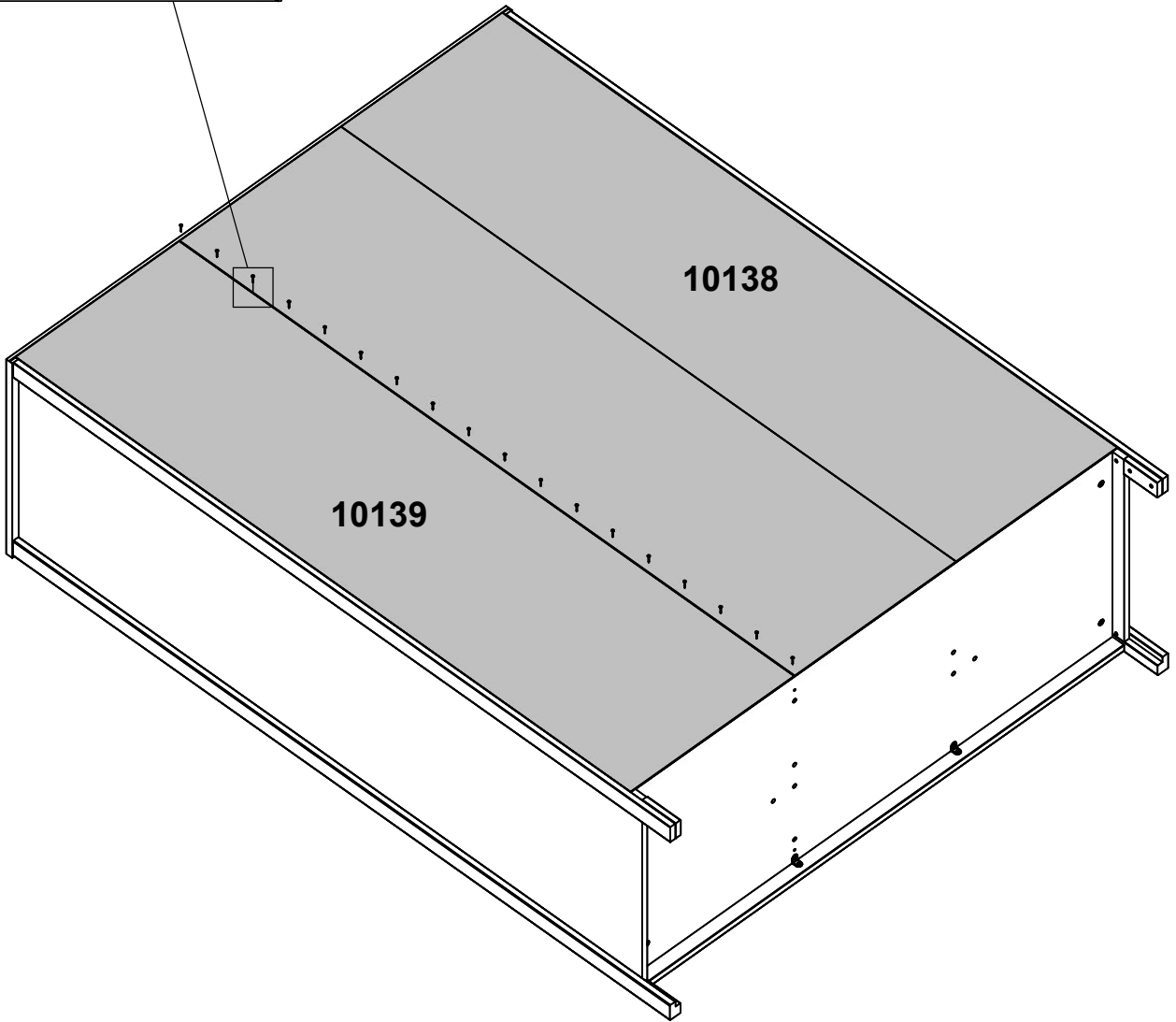
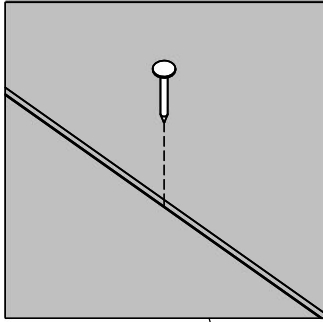

21

0123008

x18



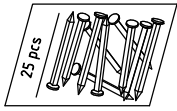
0.07x0.79"
1.9x20 mm



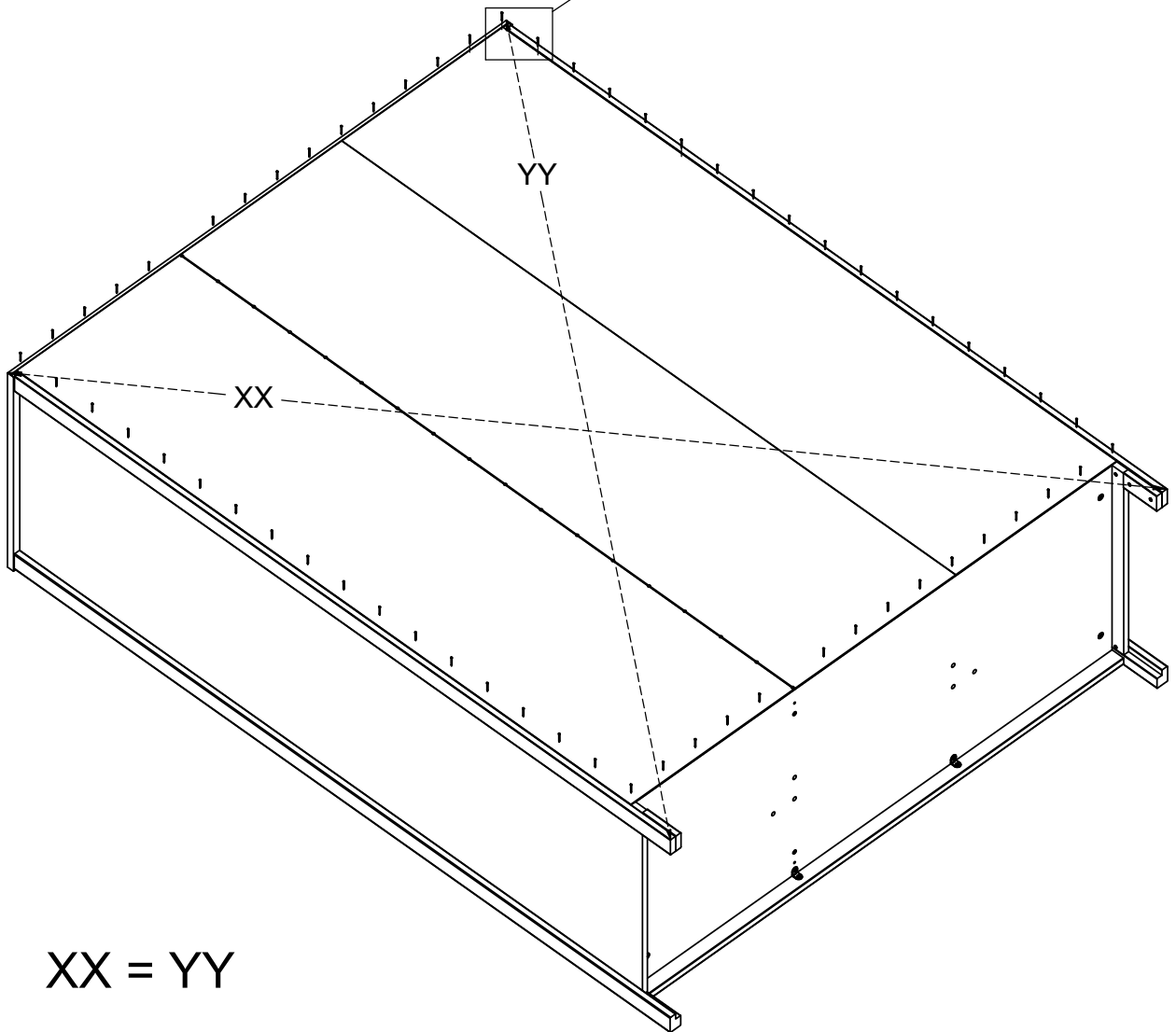
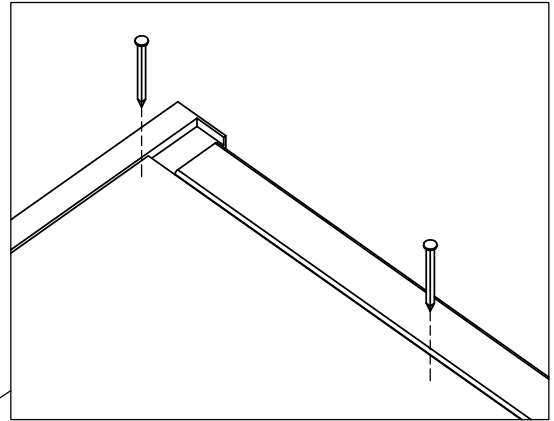

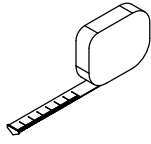
22

0123006

x3



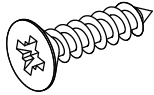
0.06x0.98"
1,4x25 mm



23

0125233

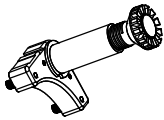
x2



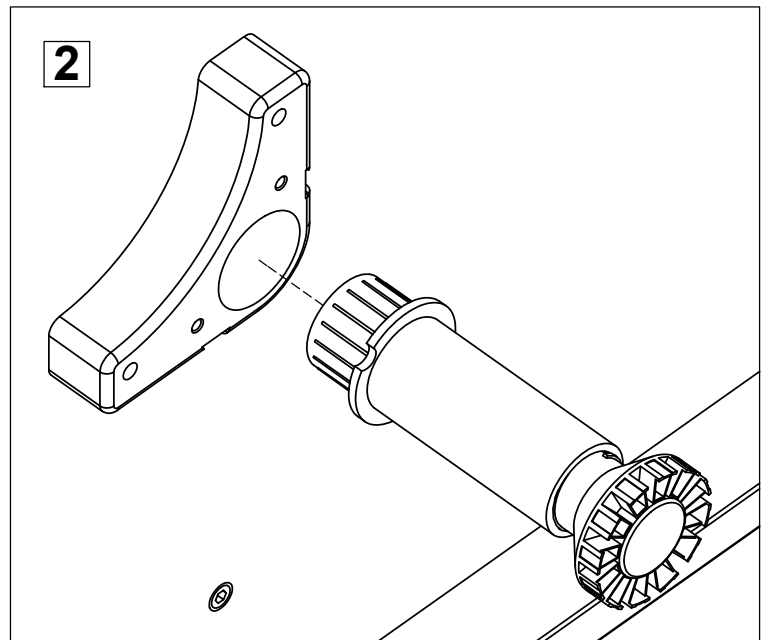
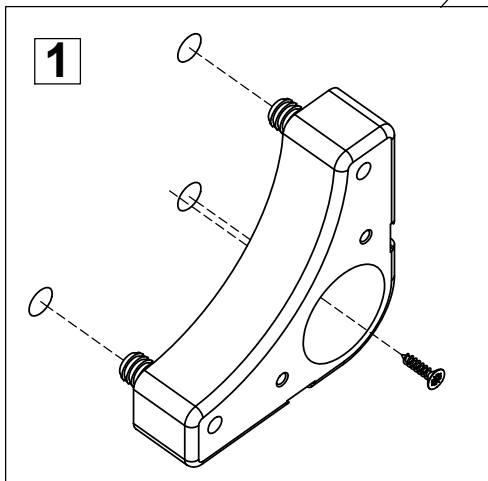
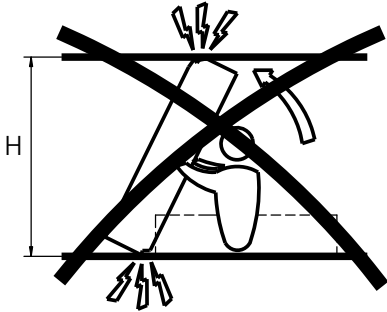
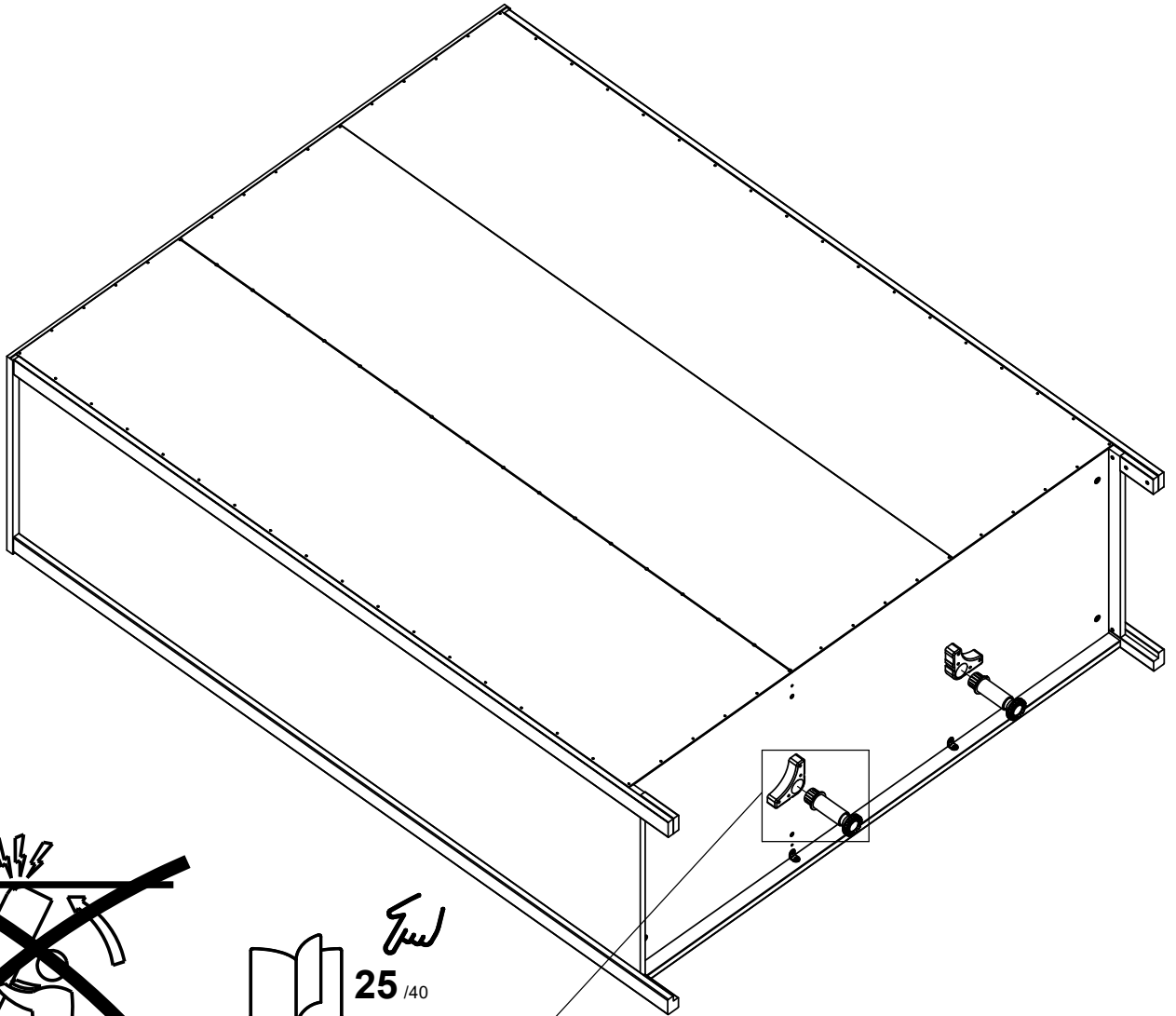
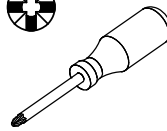
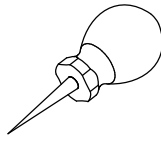
Ø0.14x0.59"
Ø3.5x15 mm

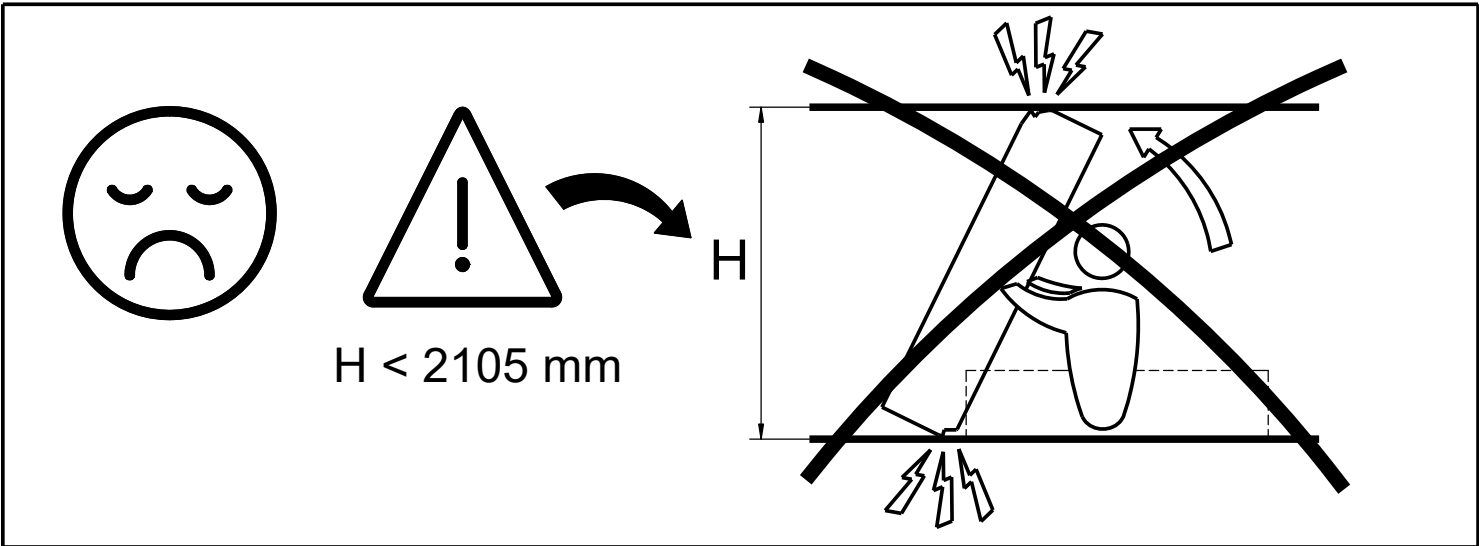
0166211


x2



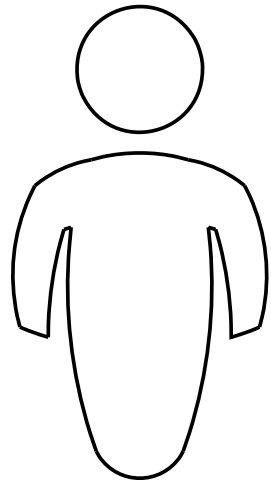
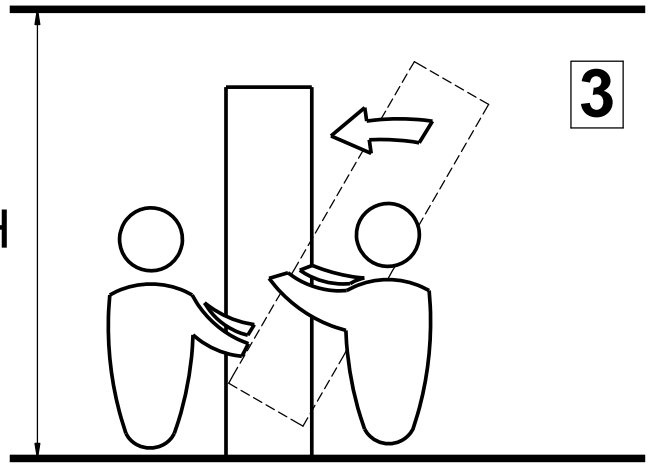
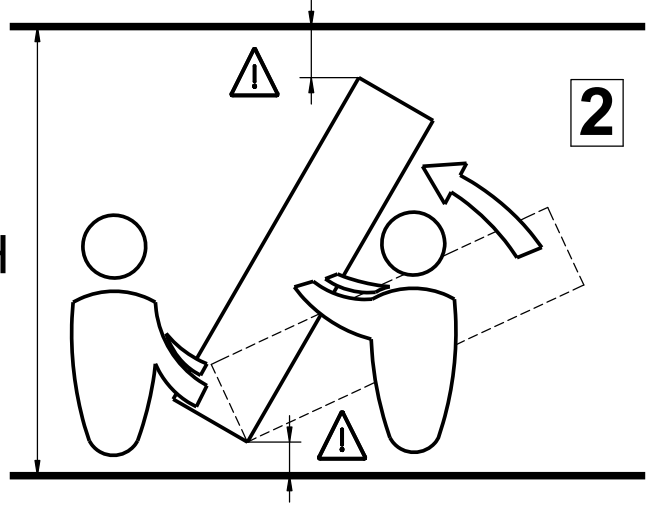
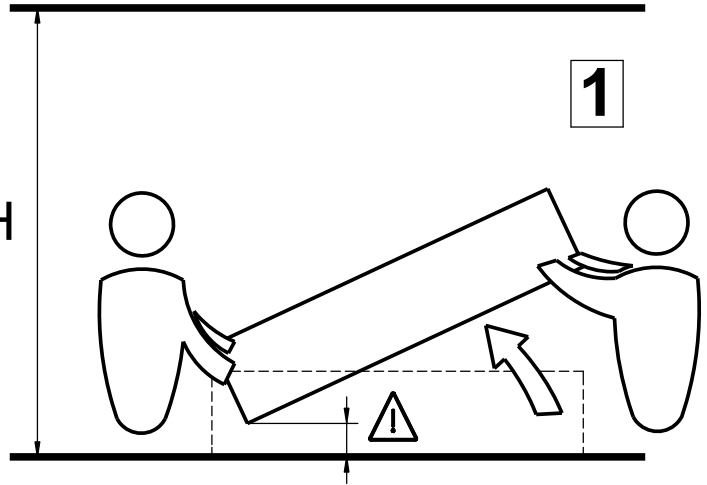
Ø1.3x4.92/7.28"
Ø33x125/185 mm



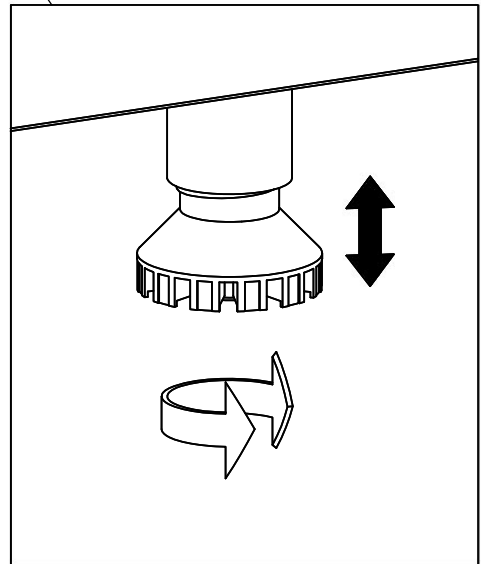
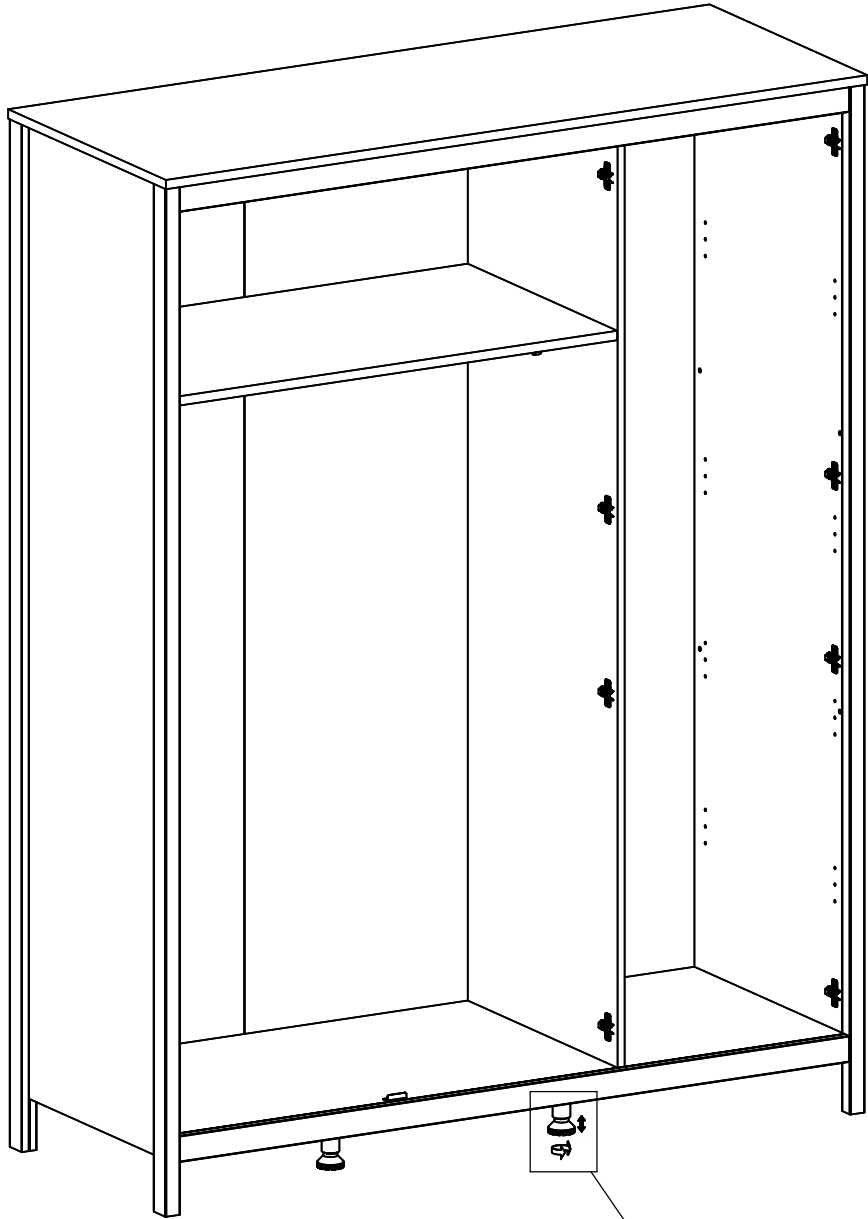


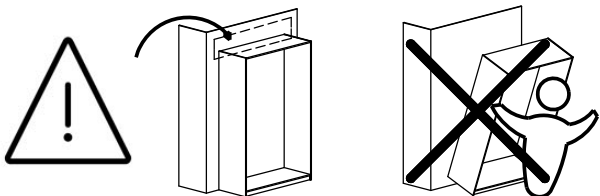


 $H > 2105 \text{ mm}$



x2





English (en)

The product must be firmly attached to the wall as shown in these assembly instructions. The attachment must be performed by a qualified craftsman. The product is not supplied with screws and rawl plugs for attachment. Contact a professional craftsman for information about the type of screws and rawl plugs required for precisely your wall.

WARNING: In order to prevent overturning/falling down this furniture must be used with the wall attachment device provided. Furniture overturning or falling down poses a safety hazard.

Dansk (da)

Produktet skal fastgøres til væggen, som anvist i denne samlevvejledning. Fastgørelsen skal udføres af en kvalificeret person. Produktet indeholder ikke skruer og rawlplugs til fastgørelsen. Kontakt en fagmand for vejledning om valg af den korrekte type skrue og rawlplug til netop din væg.

ADVARSEL: For at undgå at møblen tipper/falder ned skal det bruges sammen med den medleverede fastgørelses-anordning. Møbler som tipper eller falder ned udgør en sikkerhedsrisiko.

اللغة العربية (ar)

يجب أن يكون المنتج مربوطاً بالحائط بشكل محكم كما هو موضح في تعليمات التجميع هذه. يجب إجراء الربط بواسطة حرفي مؤهل. لا يتم إرفاق براغي وأدسم تثبيت مع المنتج للربط. اتصل بحرفي محترف للحصول على معلومات حول نوع البراغي وأدسم التثبيت المطلوبة لحائطك على وجه التحديد.

تحذير:

لتفادي انقلاب/سقوط قطعة الأثاث هذه، يجب استعمالها مع الأداة الواردة الخاصة بالتثبيت في الجدار. فاتقلاب الأثاث أو سقوطه يشكل خطراً على السلامة.

Bosanski (bs)

Ovaj proizvod mora biti dobro pričvršćen na zid kao što je prikazano u ovom uputstvu za montažu. Pričvršćivanje mora izvesti stručni majstor. Proizvod se ne isporučuje s vijcima i tiplama za pričvršćivanje. Obratite se profesionalnom majstoru za informacije o vrsti vijaka i tipli koje su potrebne za vaš zid. **UPOZORENJE: Da bi se spriječilo prevrtanje/ padanje ovaj namještaj se mora koristiti sa obezbjeđenom spravom za pričvršćivanje na zid. Prevrtanje namještaja ili padanje predstavlja sigurnosnu opasnost.**

български (bg)

Продуктът трябва да бъде закрепен здраво за стената, както е показано в настоящите инструкции за монтаж. Закрепването трябва да се извърши от квалифициран майстор. Продуктът не се доставя с винтове и дюбели за закрепване. Обърнете се към професионален майстор, за да ви каже какви винтове и дюбели трябва да използвате за вашата стена.

ПРЕДУПРЕЖДЕНИЕ: За да се избегне преобръщане/падане, тази мебел трябва да се използва с предоставения механизъм за закрепване към стената. Преобръщането или падането на мебели предстатва заплаха за безопасността.

Català (ca)

Seguiu aquestes instruccions de muntatge per fixar el moble a la paret correctament. El muntatge s'ha de fer per un professional qualificat. El moble no es suministra amb cargols ni tacs per al seu muntatge. Per a més informació sobre els tipus de cargols i de tacs que necessiteu per fixar el moble a la paret, poseu-vos en contacte amb un professional qualificat.

ADVERTÈNCIA: Per tal d'evitar que bolqui o caigui, cal utilitzar

aquest moble amb l'estri subministrat per fixar-lo a la paret. Si el moble bolca o cau pot suposar un perill per a la seguretat.

中文 (zh)

该产品必须按照本组装说明所示牢固地安装到墙壁上。安装工程必须由合格的工匠来完成。该产品未附带安装用的螺丝和壁塞。请联系专业工匠来了解具体墙壁所要求的确切螺丝和壁塞类型。**警告：为了避免家具翻倒/倒下，必须使用提供的附壁装置固定家具。家具翻倒或倒下会带来安全风险。**

Hrvatski (hr)

Proizvod mora biti čvrsto pričvršćen na zid kao što je prikazano u ovim uputama za montažu. Pričvršćivanje mora biti izvedeno od strane kvalificiranog majstora. Proizvod se ne isporučuje s vijcima i tiplama za pričvršćivanje. Obratite se profesionalnom majstoru za informacije o vrsti vijaka i tipli potrebnih za vaš zid.

UPOZORENJE: Ovaj se namještaj mora upotrebljavati s isporučenim mehanizmom za pričvršćenje na zid kako bi se spriječilo njegovo prevrtanje/pad. Prevrtanje ili pad namještaja opasno je za sigurnost.

Čeština (cs)

Výrobek musí být pevně přichycen ke stěně, jak je zobrazeno v tomto návodu k montáži. Přichycení musí být provedeno kvalifikovaným řemeslníkem. Výrobek není opatřen šrouby ani hmoždinkami pro připevnění. Pro informace o typu šroubů a hmoždinek potřebných přesně pro vaši stěnu kontaktujte profesionálního řemeslníka.

VAROVÁNÍ: Aby nedošlo k případnému převrácení či pádu nábytku, je nutné použít přiloženou úchytku na zeď. Převrácení nebo pád nábytku představuje vážné bezpečnostní riziko.

Nederlands (nl)

Het product moet stevig aan de wand worden bevestigd zoals getoond in deze montage-instructies. Het bevestigen moet door een gekwalificeerde vakman worden uitgevoerd. Het product wordt zonder schroeven en keilbouten voor de bevestiging geleverd. Neem contact op met een professionele vakman voor informatie over het voor uw wand vereiste type schroeven en keilbouten.

WAARSCHUWING: Om kantelen/omvallen van dit meubel te voorkomen, moet het in combinatie met de meegeleverde wandbevestiging worden gebruikt. Het kantelen of omvallen van meubilair vormt een gevaar voor de veiligheid.

Eesti keel (et)

Toode tuleb kinnitada tugevalt seinale külge, nagu koostehiistes on näidatud. Paigalduse peab tegema kvalifitseeritud spetsialist. Toote komplekti ei kuulu paigaldamiseks vajalikud kruvid ja tüüblid. Lisateabe saamiseks teie seinale sobivate kruvide ja tüüblite kohta pöörduge spetsialisti poole.

HOIATUS: Ümberminemise/allakukkumise vältimiseks tuleb kasutada seda mööblit koos komplektis oleva seinakinnitusega. Mööbli ümberminemine või allakukkumine võib olla ohtlik.

Suomi (fi)

Tuote on kiinnitettävä tukevasti seinään näiden kokoamisohjeiden mukaisesti. Pätevän ammatinharjoittajan tulee kiinnittää tuote. Tuotteen mukana ei toimiteta ruuveja eikä muovitulppia. Ota yhteyttä pätevään ammatinharjoittajaan ja kysy häneltä, millaisia ruuveja ja muovitulppia sinun seinäsi edellyttää.

VAROITUS: Tämän huonekalun kaatuminen/putoaminen on estettävä käyttämällä sen mukana toimitettua seinäkiinnikettä. Huonekalun kaatuminen/putoaminen aiheuttaa turvallisuusriskin.

Français (fr)

Le produit doit être fermement attaché au mur, comme illustré sur cette notice de montage. L'installation doit être effectuée par un artisan qualifié. Le produit n'est pas fourni avec les vis et les chevilles nécessaires à l'installation. Pour des informations sur le type de vis et de chevilles correspondant à votre mur, contactez un artisan professionnel.

AVERTISSEMENT : afin d'empêcher tout basculement ou chute, ce mobilier doit être utilisé avec le dispositif de fixation au mur fourni. Le basculement ou la chute de ce mobilier constitue un risque pour la sécurité.

Deutsch (de)

Das Produkt muss, wie in der Aufbauanleitung abgebildet, fest mit der Wand verbunden sein. Die Befestigung muss von einem qualifizierten Handwerker durchgeführt werden. Im Lieferumfang des Produkts sind keine Schrauben und Dübel für die Befestigung enthalten. Wenden Sie sich an einen professionellen Handwerker, um Informationen zu den für Ihre Wand geeigneten Schrauben und Dübeln zu erhalten.

WARNHINWEIS: Um das Umkippen/Herabfallen dieses Möbelstücks zu verhindern, muss die mitgelieferte Wandbefestigung verwendet werden. Umkippende oder herabfallende Möbelstücke stellen ein Sicherheitsrisiko dar.

Ελληνικά (el)

Το προϊόν πρέπει να προσαρτηθεί ερμητικά στον τοίχο όπως εμφανίζεται σε αυτές τις οδηγίες συναρμολόγησης. Η προσαρτηση πρέπει να πραγματοποιείται από καταρτισμένο τεχνίτη. Το προϊόν δεν παρέχεται με βίδες και ούπες προσαρτησης. Επικοινωνήστε με επαγγελματία τεχνίτη για πληροφορίες σχετικά με τον τύπο βίδας και ούπας που απαιτείται ειδικά για τον τοίχο σας.

ΠΡΟΕΙΔΟΠΟΙΗΣΗ: Για την αποφυγή ανατροπής/πτώσης, το έπιπλο πρέπει να χρησιμοποιείται με τη συσκευή προσαρτησης στον τοίχο που παρέχεται. Η ανατροπή ή πτώση επίπλων συνιστά κίνδυνο ασφαλείας.

Magyar (hu)

A termékét az itt ismertetett utasításoknak megfelelően stabilan rögzíteni kell a falhoz. A rögzítést képzett szakembernek kell végeznie. A termékhez nem mellékelünk csavarokat és tipliket a rögzítéshez. Érdeklődjön egy képzett szakembernél az adott falhoz való megfelelő rögzítéshez szükséges csavarok és tiplik típusáról.

FIGYELMEZTETÉS: A bútor a felborulás vagy leesés megelőzése érdekében a mellékelte fal rögzítővel kell használni. A bútor felborulása vagy leesése biztonsági veszélyt jelent.

Italiano (it)

Il prodotto deve essere saldamente fissato al muro, come indicato nelle istruzioni di montaggio. Il fissaggio deve essere eseguito da un operaio qualificato. Il prodotto non comprende viti e tasselli in dotazione. Per informazioni sul tipo di viti e tasselli necessari per il muro specifico, consultare un operaio specializzato.

AVVERTENZE Applicare il dispositivo di fissaggio a parete fornito in dotazione per evitare il ribaltamento/la caduta del mobile. Il ribaltamento o la caduta del mobile costituisce un rischio per la sicurezza.

日本語 (ja)

製品はこれらの組み立て手順に示されたように、壁にしっかりと取り付けなければなりません。必ず取り付けは専門の職人の方が行ってください。本製品には取り付け用のくぎやロールプラグは含まれていません。正確に壁に取り付けるために必要なくぎやロールプラグの情報については、専門の職人にお問い合わせください。警告：この家具が転倒/落下しないようにするために、必ず付属の壁に固定する装置を使用してください。家具の転倒や落下は、大変危険です。

Latviski (LV)

Izstrādājums ir cieši jāpiestiprina pie sienas tā, kā parādīts šajā montāžas instrukcijā. Montāža jāveic kvalificētiem speciālistiem. Izstrādājums nav aprīkots ar stiprinājuma skrūvēm un enkuriem. Sazinieties ar profesionālu speciālistu, lai saņemtu informāciju par konkrētajai sienai piemērotām skrūvēm un enkuriem.

BRĪDINĀJUMS! Lai mēbeles neapgāztos / nenokristu zemē, tās jāizmanto kopā ar komplektācijā iekļautajiem sienas stiprinājumiem. Mēbeļu apgāšanās vai nokrišana zemē rada draudus drošībai.

Lietuvių (lt)

Produktas turi būti tvirtai pritvirtintas prie sienos, kaip parodyta šiose surinkimo instrukcijose. Montavimą turi atlikti kvalifikuotas specialistas. Prie produkto nėra pridėti montavimo procesui reikalingi varžtai ir inkarai. Norėdami gauti informacijos apie jūsų sienai reikalingą varžtų ir inkarų tipą, susisiekite su kvalifikuotu specialistu.

ĮSPĖJIMAS: Kad baldas neapvirštų / nenukristų žemyn, jis turi būti naudojamas su pridedamu tvirtinimo prie sienos prietaisu. Galintis apvirsti / nukristi žemyn baldas kelia pavojų saugai.

Norsk (no)

Produktet må være forsvarlig festet til veggen som vist i denne monteringsanvisningen. Festet må utføres av en kvalifisert håndverker. Produktet leveres ikke med skruer og plugger for montering. Kontakt en profesjonell håndverker for informasjon om hvilken type skruer og plugger som kreves til din vegg.

ADVARSEL: Det medfølgende veggfestet må brukes for å hindre at møbelet velter/faller ned. Hvis møbelet velter eller faller ned, kan det medføre sikkerhetsrisiko.

Polski (pl)

Wyrob należy mocno przytwierdzić do ściany, jak pokazano w instrukcji montażu. Montaż powinien wykonać wykwalifikowany specjalista. Dostawa wyrobu nie obejmuje wkrętów ani kołków rozporowych do montażu. Aby uzyskać informacje na temat rodzaju wkrętów i kołków rozporowych odpowiednich do rodzaju ściany, należy skontaktować się ze specjalistą.

OSTRZEŻENIE: Aby zapobiec przewróceniu się/upadkowi, meble należy unieruchomić za pomocą dołączonego mocowania ściennego. Przewrócenie się/upadek mebli stwarza zagrożenie dla bezpieczeństwa.

Português (pt)

O produto deve ser firmemente instalado na parede, conforme ilustrado nestas instruções de montagem. A instalação deve ser efectuada por um técnico qualificado. O produto não é fornecido com parafusos e buchas para a instalação. Contacte um profissional para obter informações sobre o tipo de parafusos e buchas específico para a sua parede. **AVERTÊNCIA De modo a evitar que esta peça de mobiliário se vire ao contrário/caia, esta deve ser usada com o dispositivo de fixação à parede. O derrube ou queda da mobília constitui um perigo para a segurança.**

Română (ro)

Produsul trebuie fixat bine de zid conform instrucțiunilor de asamblare. Fixarea trebuie realizată de către un meseriaș calificat. Produsul nu vine cu șuruburi și dibluri pentru fixare. Contactați un meseriaș profesionist pentru informații despre tipurile de șuruburi și dibluri necesare pentru zidul dumneavoastră în mod deosebit. **AVERTISMENT: pentru a preveni răsturnarea/căderea, această piesă de mobilier va fi utilizată cu dispozitivul furnizat pentru prinderea de perete. Răsturnarea sau căderea mobilei reprezintă un pericol pentru siguranță.**

Русский (ru)

Продукт должен быть прочно прикреплен к стене, как показано в этой инструкции по монтажу. Крепление должно

быть выполнено квалифицированным мастером. Продукт не поставляется с винтами и дюбелями для крепления. Свяжитесь с профессиональным мастером для получения информации о типе винтов и дюбелей, необходимых именно для вашей стены.

ПРЕДУПРЕЖДЕНИЕ. Во избежание опрокидывания/падения мебели следует использовать предоставленное настенное крепление. Опрокидывание или падение мебели влечет опасность травмирования.

Srpski (sr)

Ovaj proizvod treba dobro pričvrstiti na zid onako kako je prikazano u ovom uputstvu za montažu. Pričvršćivanje treba da izvrši kvalifikovani majstor. Proizvod nije isporučen sa zavrtnjima i tiplovima za pričvršćivanje. Obratite se profesionalnom majstoru za informacije o vrsti zavrtnjeva i tiplova koji su neophodni za vaš zid.

UPOZORENJE: Da bi se sprečilo prevrtanje ili padanje, ovaj nameštaj mora da se koristi sa priloženim sredstvom za pričvršćivanje za zid. Prevrtanje ili padanje nameštaja predstavlja bezbednosni rizik.

Slovenčina (sk)

Výrobok sa musí pevne namontovať na stenu, ako sa znázorňuje v týchto pokynoch na montáž. Pripevnenie na stenu musí vykonať kvalifikovaný remeselník. K výrobku sa nedodávajú skrutky ani hmoždinky na montáž na stenu. Ak chcete zistiť, ktorý typ skrutiek a hmoždiniek je vhodný pre vašu stenu, obráťte sa na kvalifikovaného remeselníka. **VAROVANIE:** Aby nedošlo k prípadnému prevráteniu či pádu nábytku, je nutné použiť priloženú príchytku na stenu. Prevrátenie alebo pád nábytku predstavuje vážne bezpečnostné riziko.

Slovenščina (sl)

Izdelke je treba pritrditi na steno, kot je prikazano v teh navodilih za sestavljanje. Pritrditev mora izvesti usposobljen strokovnjak. Izdelku niso priloženi vijaki in vložki za pritrditev. Za informacije glede vijakov in vložkov, ki jih je treba uporabiti za vašo steno, kontaktirajte usposobljenega strokovnjaka. **OPAZILO:** Da bi preprečili prevračanje/padanje, morate to pohištvo uporabiti s priloženo napravo za pritrditev na steno. Prevračanje ali padanje pohištva predstavlja nevarnost.

Español (es)

El mueble deberá estar firmemente sujeto a la pared, tal y como se muestra en estas instrucciones de montaje. La sujeción deberá ser realizada por un operario especializado. El mueble no lleva incluidos los tornillos y tacos necesarios para su sujeción. Póngase en contacto con un operario especializado para obtener información sobre el tipo de tornillos y tacos específico para su pared.

ADVERTENCIA: Con el fin de evitar la caída/vuelco, este mueble debe utilizarse siempre con el dispositivo de fijación de pared facilitado. El mobiliario que puede volcar o caer representa un peligro para la seguridad*.

Svenska (sv)

Produkten måste fästas ordentligt på väggen såsom visas i monteringsanvisningarna. Monteringen måste utföras av en behörig hantverkare. Produkten levereras inte med skruvar och rawlpluggar för montering. Kontakta en professionell hantverkare om du vill veta mer om vilken typ av skruvar och rawlpluggar som krävs för just din vägg.

WARNING: Denna möbel måste användas tillsammans med den medföljande anordningen för väggfäste för att förhindra att möbelen välter/faller. Vältande eller fallande möbler utgör en säkerhetsrisk.

Türkçe (tr)

Bu kurulum talimatlarında gösterildiği üzere, ürün duvara sabit bir şekilde monte edilmelidir. Montaj işlemi, kalifiye bir personel tarafından gerçekleştirilmelidir. Ürün, montaj için gerekli vidalar ve dübellerle birlikte tedarik edilmez. Tam olarak duvarınız için uygun vida ve dübel tipleri hakkında bilgi almak için uzman bir personelle iletişime geçin.

UYARI: Aşırı dönmesini/düşmesini önlemek için bu mobilya verilen duvar bağlantı parçası ile birlikte kullanılmalıdır.

Mobilyanın aşırı dönmesi veya düşmesi güvenlik riski oluşturur.

Українська (uk)

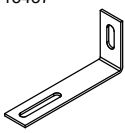
Продукт необхідно міцно прикріпити до стіни, як показано у цій інструкції з монтажу. Це потрібно зробити, щоб запобігти ризику небезпечних для життя тілесних ушкоджень та / або значних матеріальних збитків у результаті перекидання продукту або його падіння. Кріплення повинен виконати кваліфікований майстер. В комплект продукту не входять гвинти і дюбеля для кріплення. Зв'яжіться з професійним майстром для отримання інформації про тип гвинтів та дюбелів, необхідних саме для вашої стіни.

УВАГА! Ці меблі потрібно використовувати з пристроєм для настінного кріплення, який надається в комплекті, щоб запобігти їхньому перевертанню або падінню. У разі перевертання або падіння меблів може виникати загроза безпеці.

25

0113437

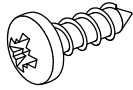
x2



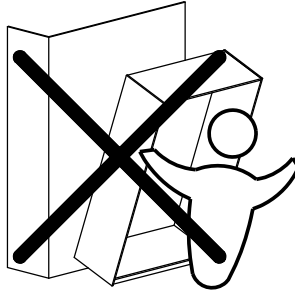

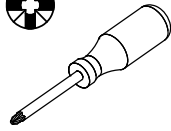
1.34x2.99x0.63"
34x76x16 mm

0125440

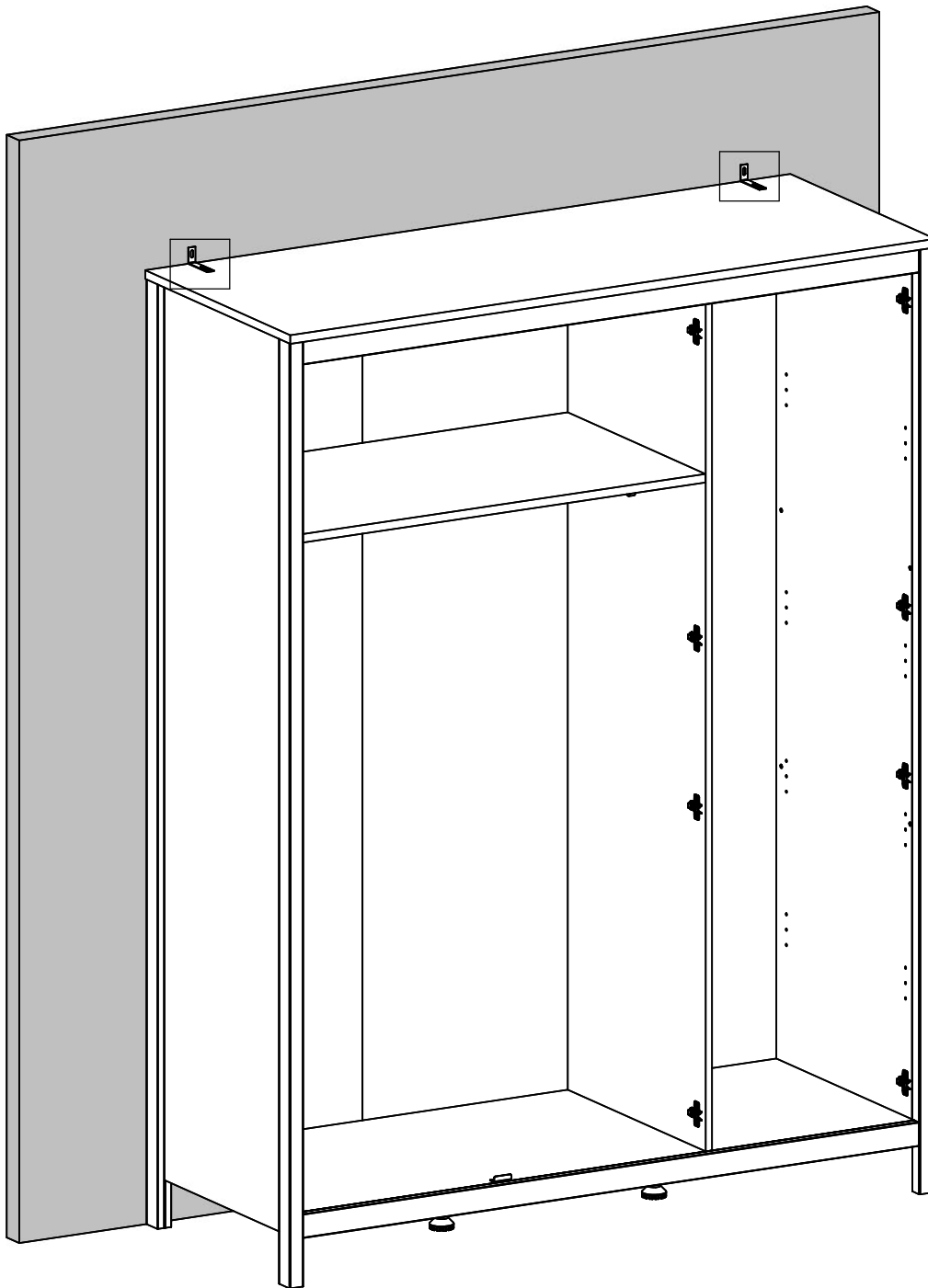
x4

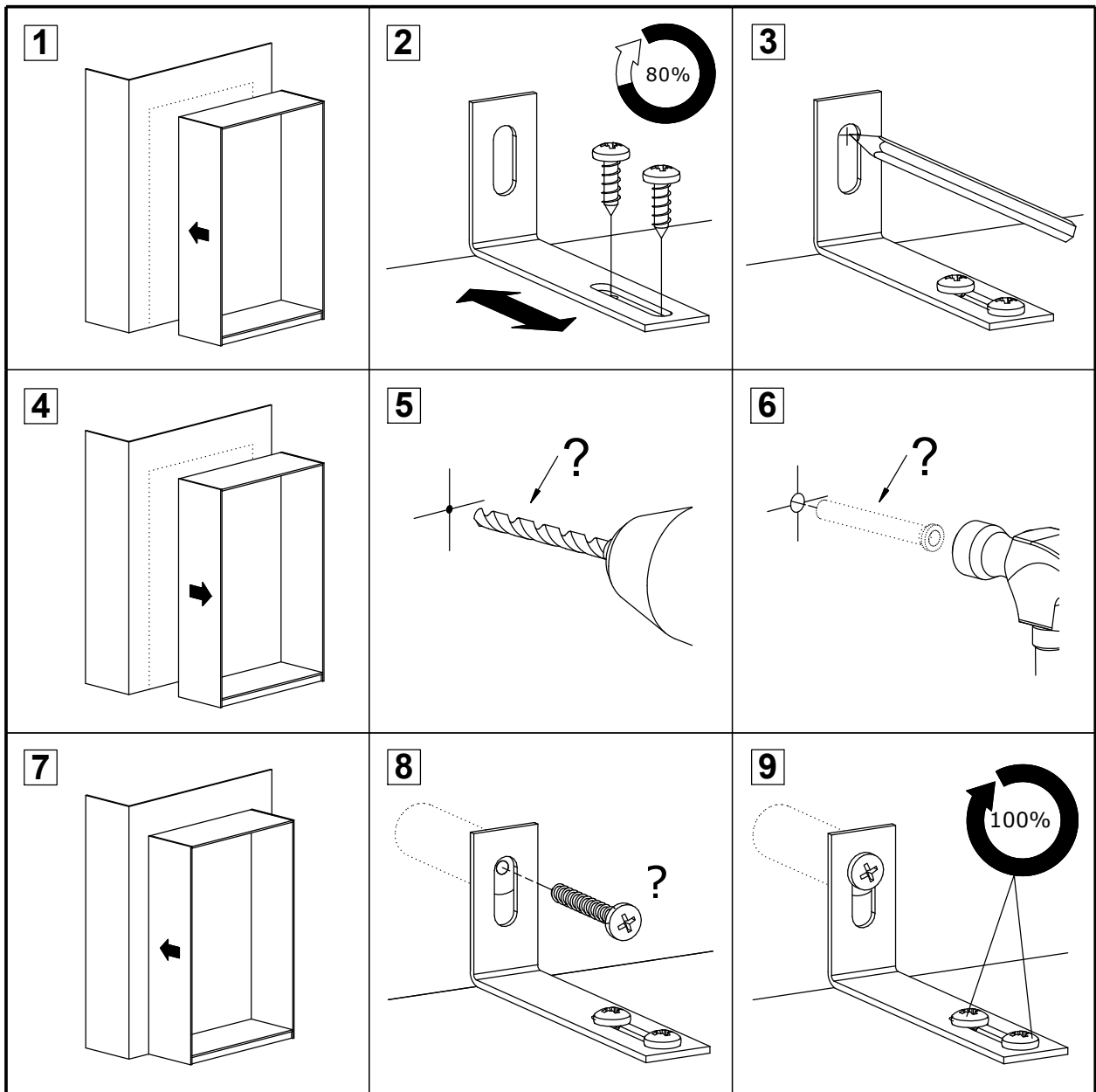
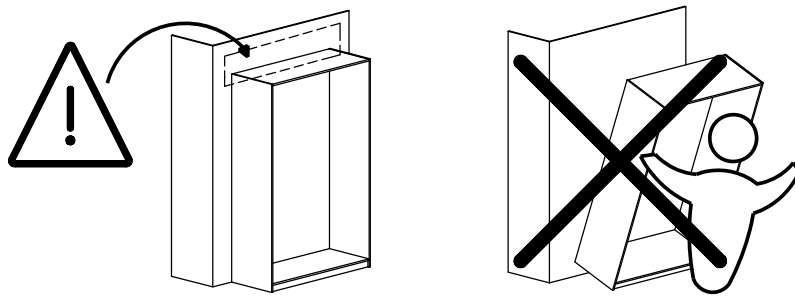


Ø0.16x0.51"
Ø4x13 mm



31 / 40

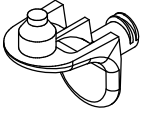




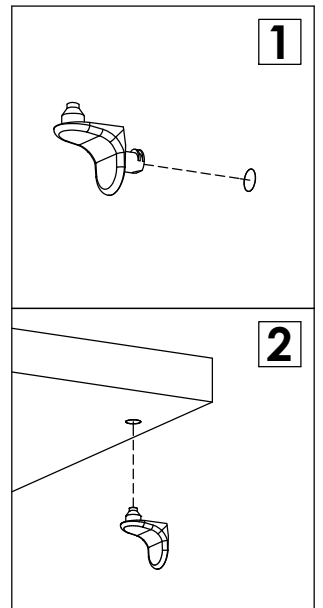
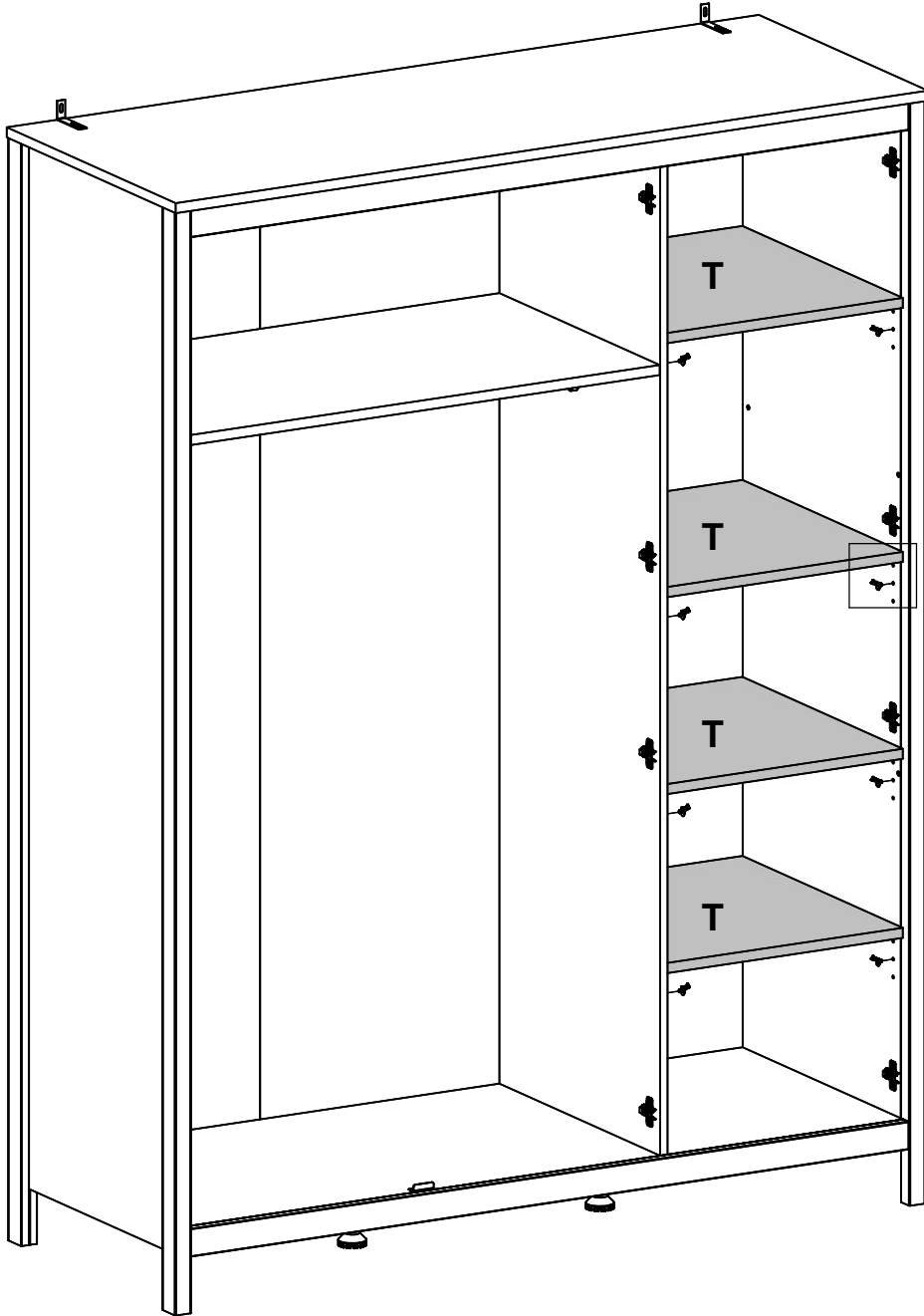
26

0111042

x16



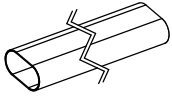
0.83x0.76x0.47"
21x19,3x12 mm



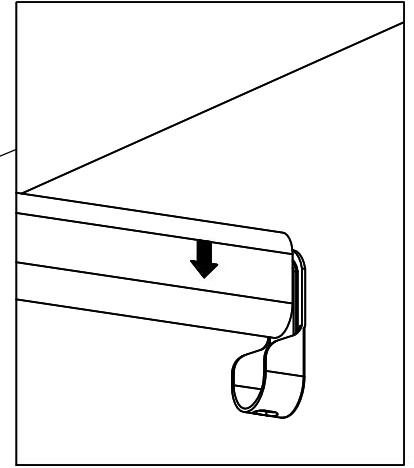
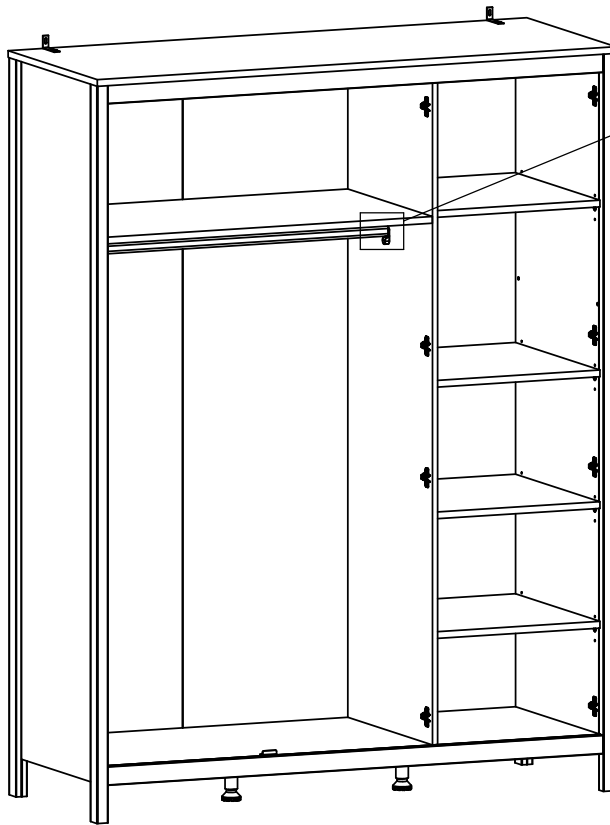
27

0172561

x1



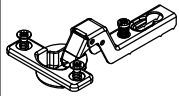
37.09x0.59x1.12"
942x15x28.5 mm



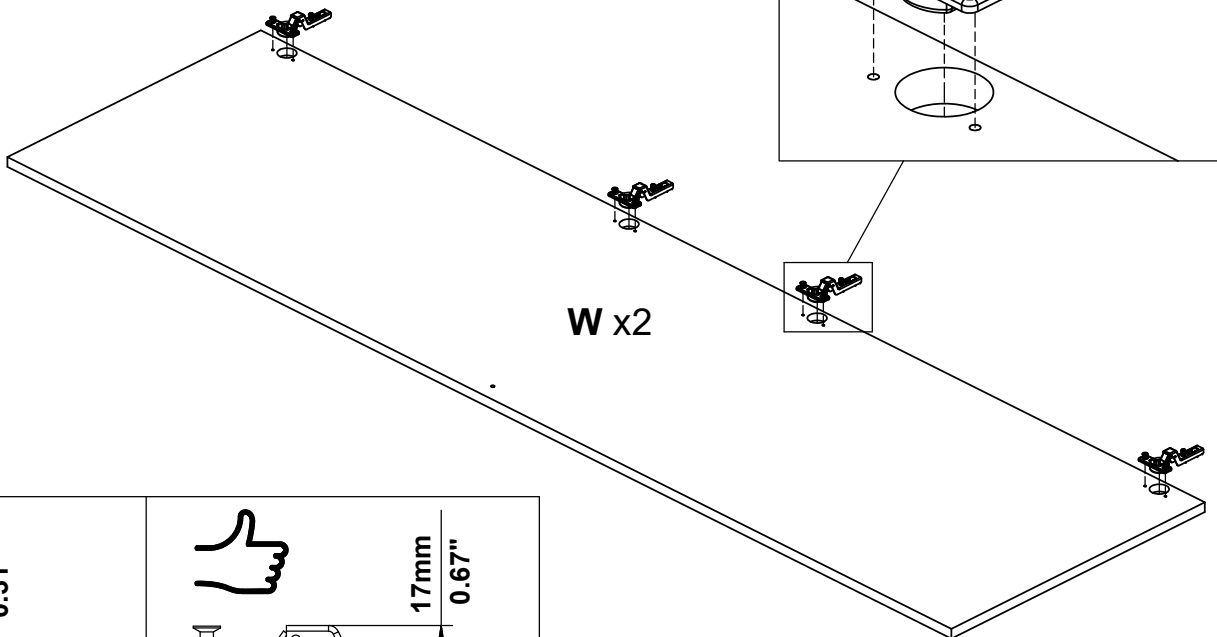
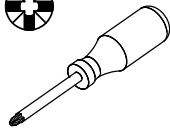
28

0152292

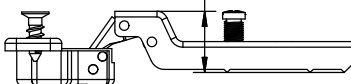
x8



Ø1.02-3.61x1.97x1"
Ø26-91,7x50x25,2 mm



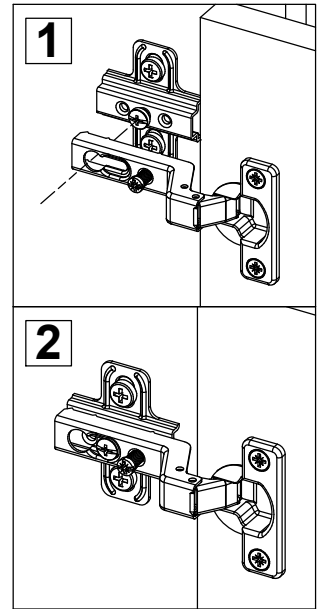
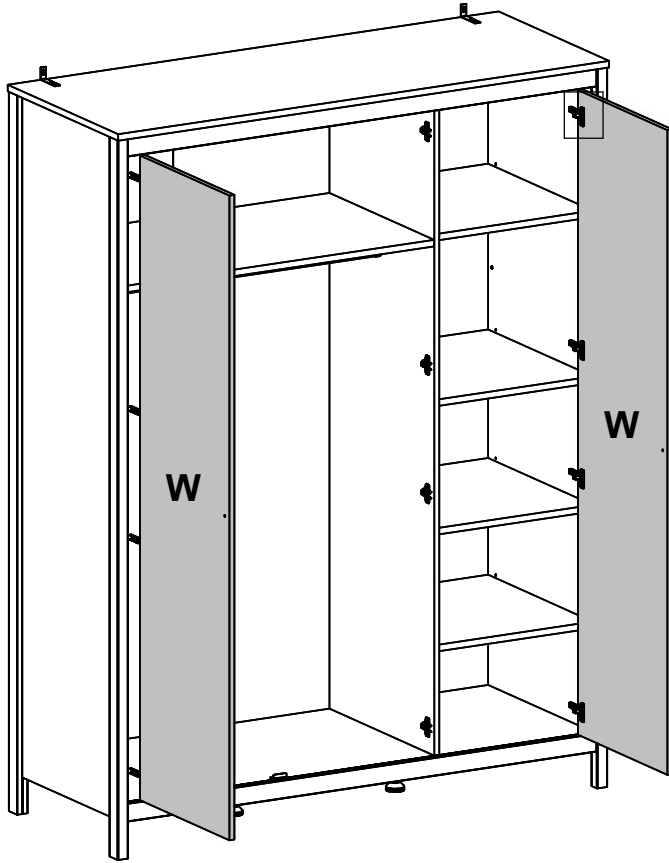
8mm
0.31"



17mm
0.67"



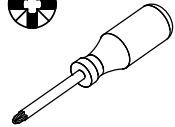
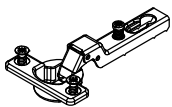
29



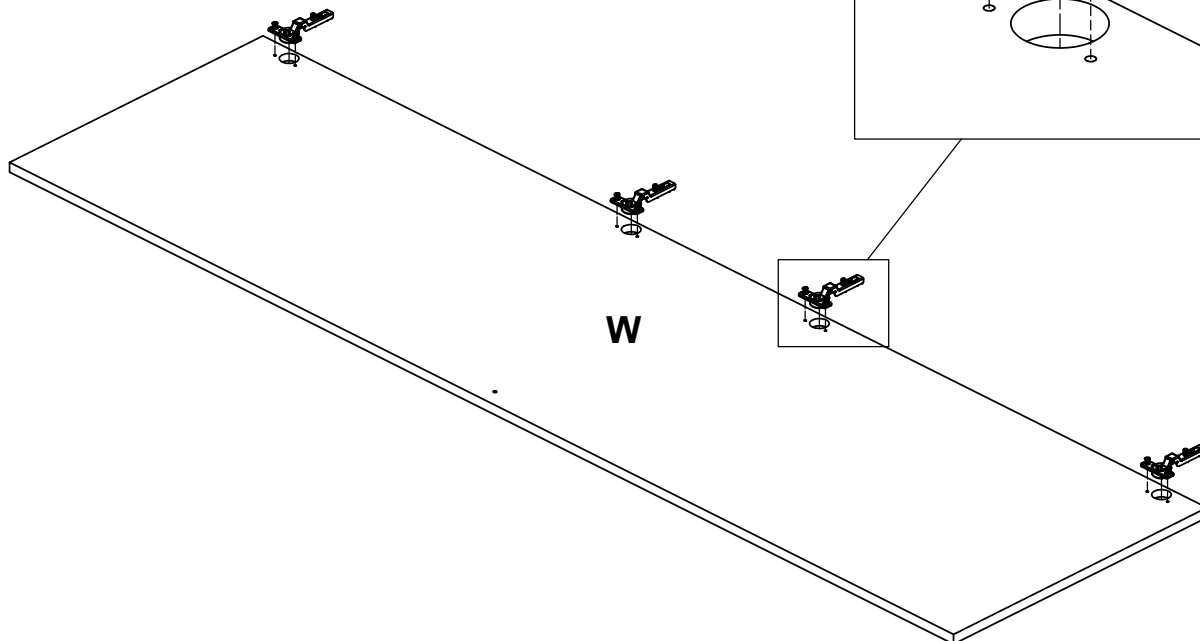
30

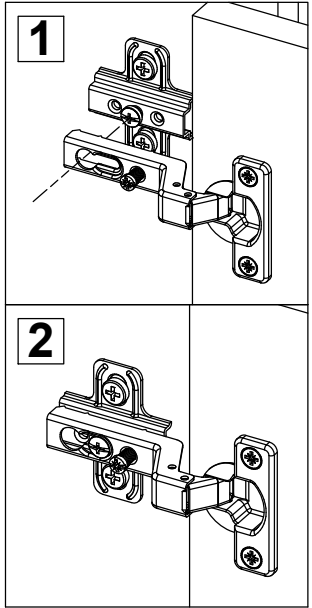
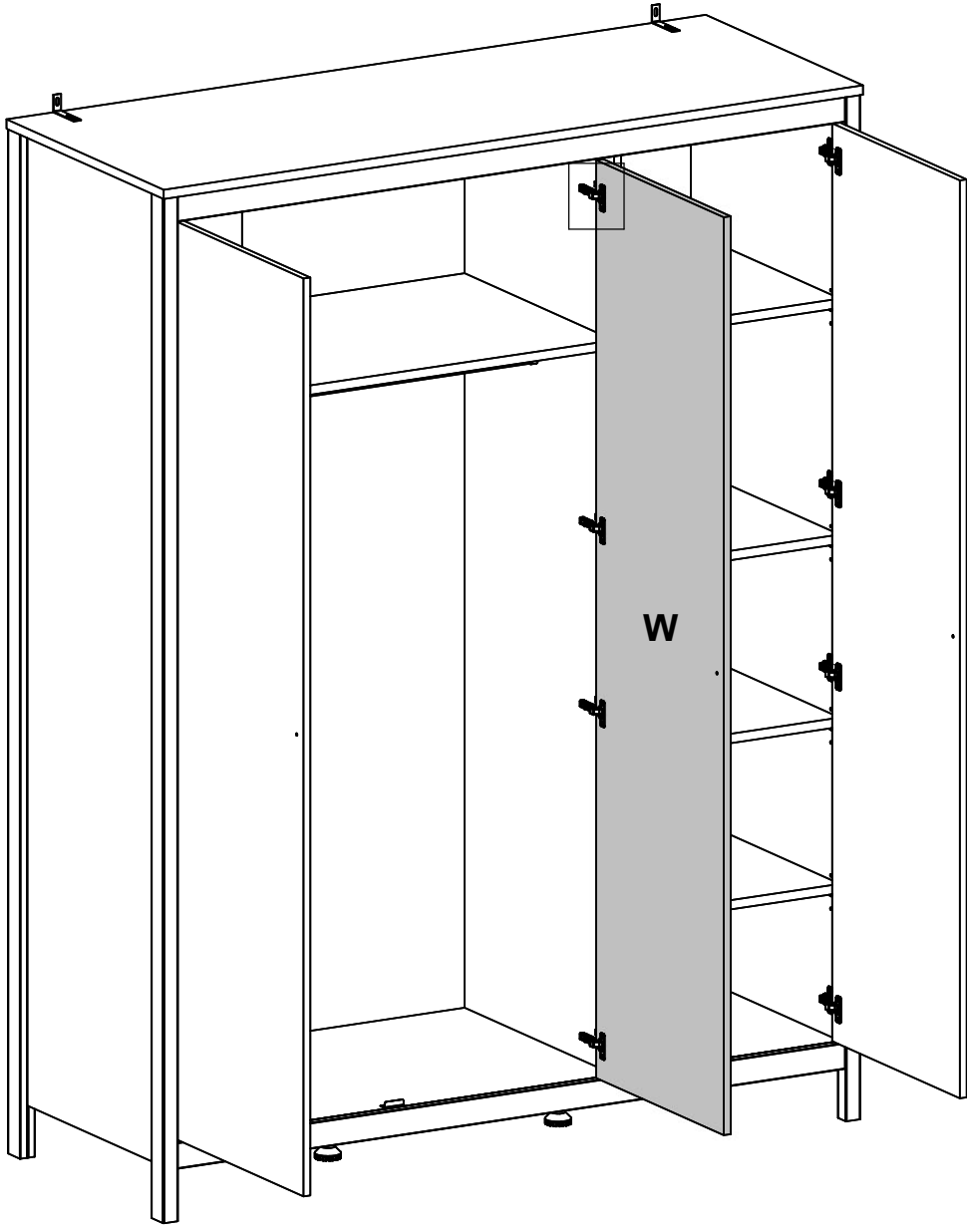
0152291

x4



Ø1.02-3.61x1.97x0.78"
Ø26-91,8x50x19,7 mm





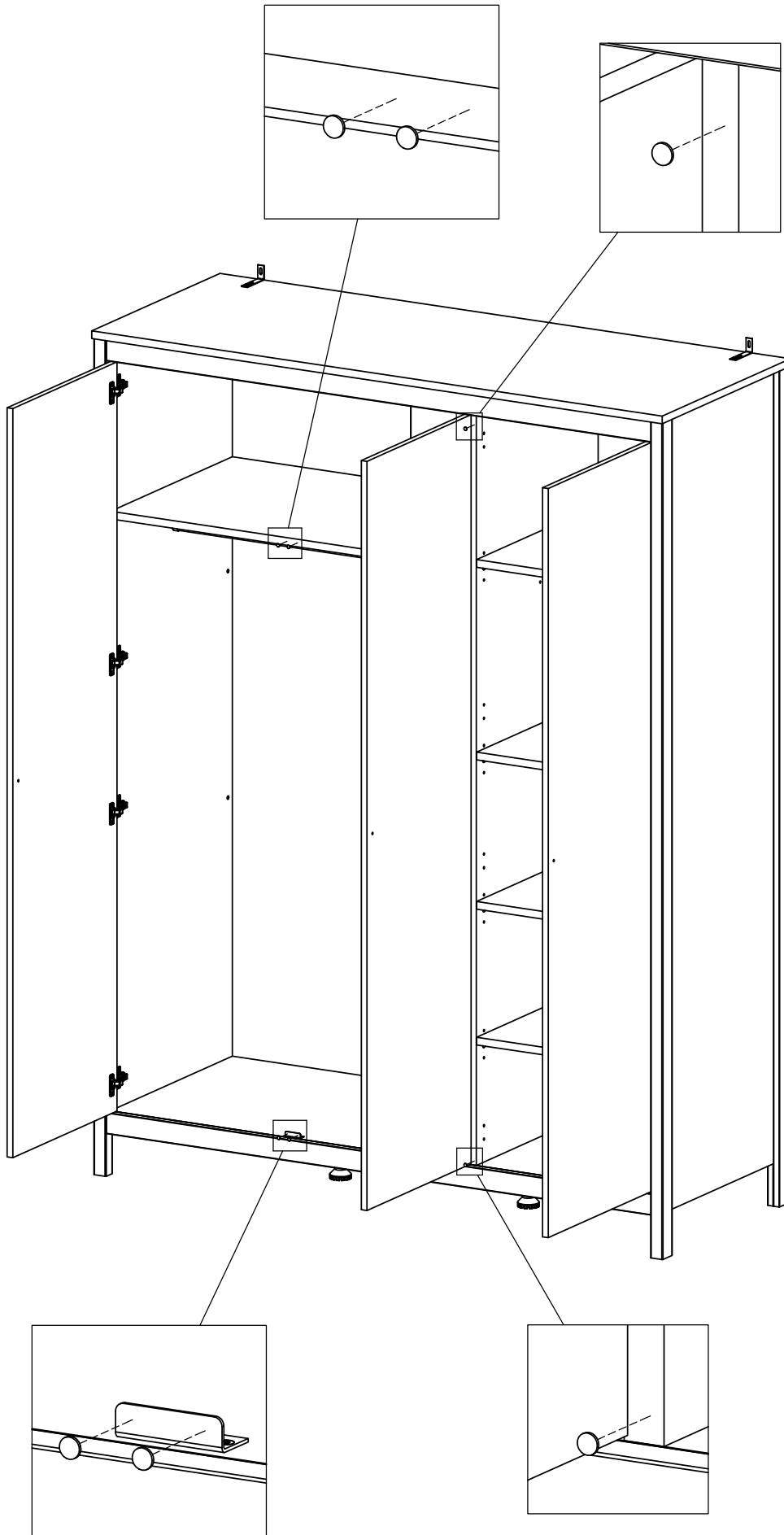
32

0196203

x6



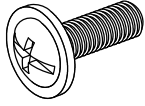
Ø0.28x0.06"
Ø7x1,5 mm



33A

0126218

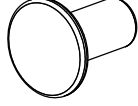
x3



M4x0.47"
M4x12 mm

0132813

x3



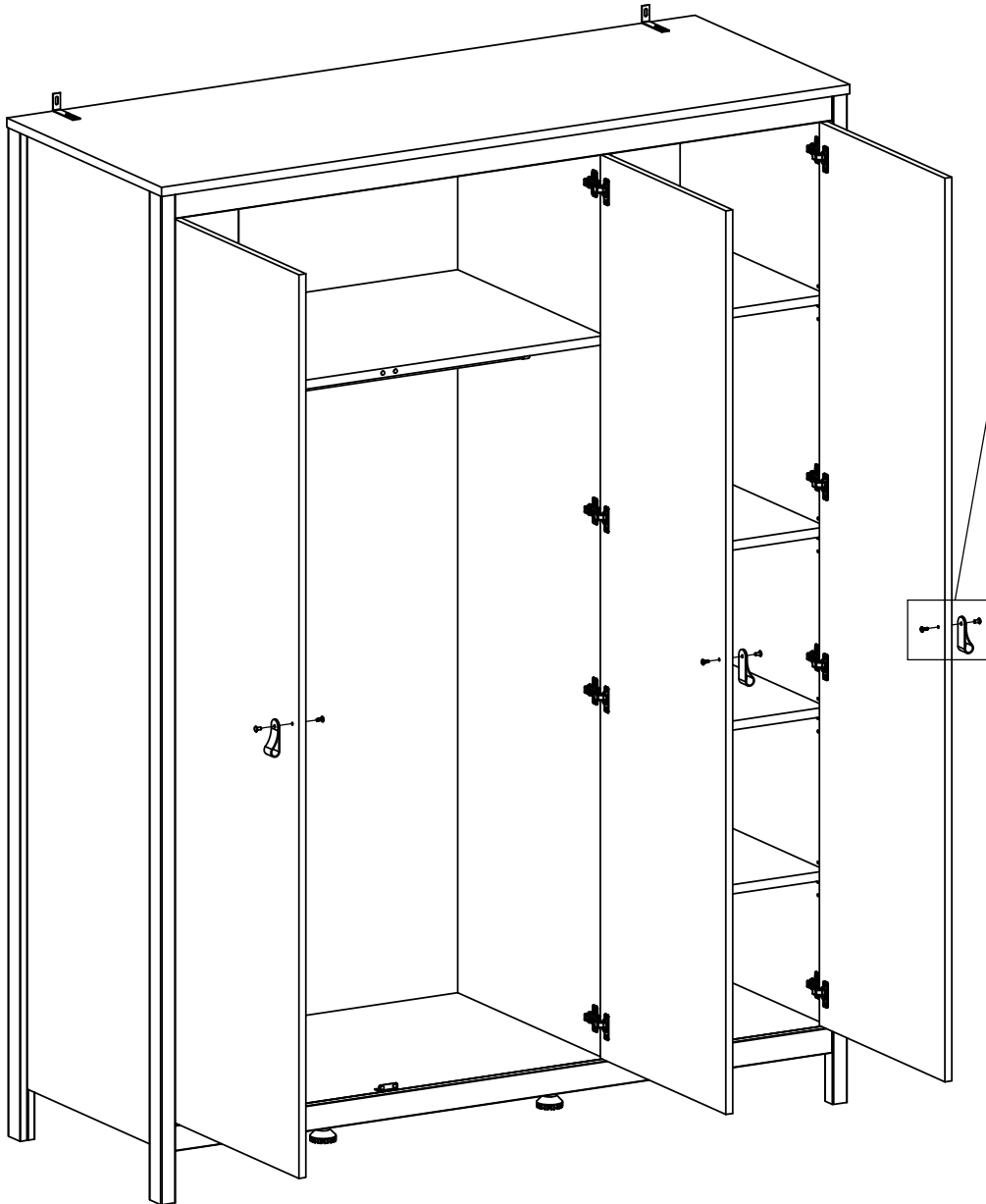
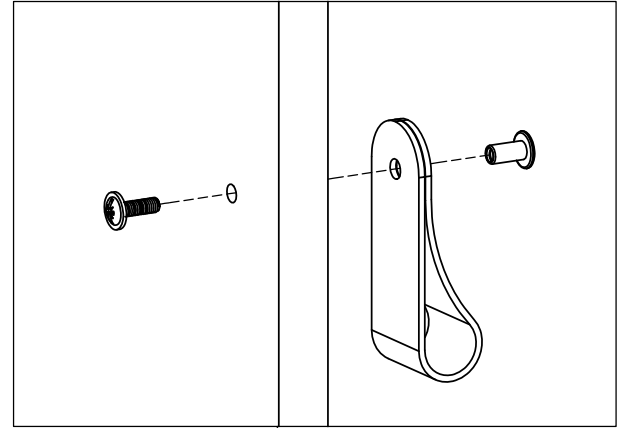
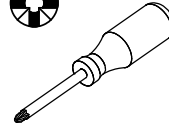
Ø0.39/Ø0.2x0.45/0.39"
Ø10/Ø5x11.5/10 mm

0180115

x3



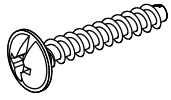
5.91x0.98x0.07"
150x25x1.8 mm



33B

0125506


x3



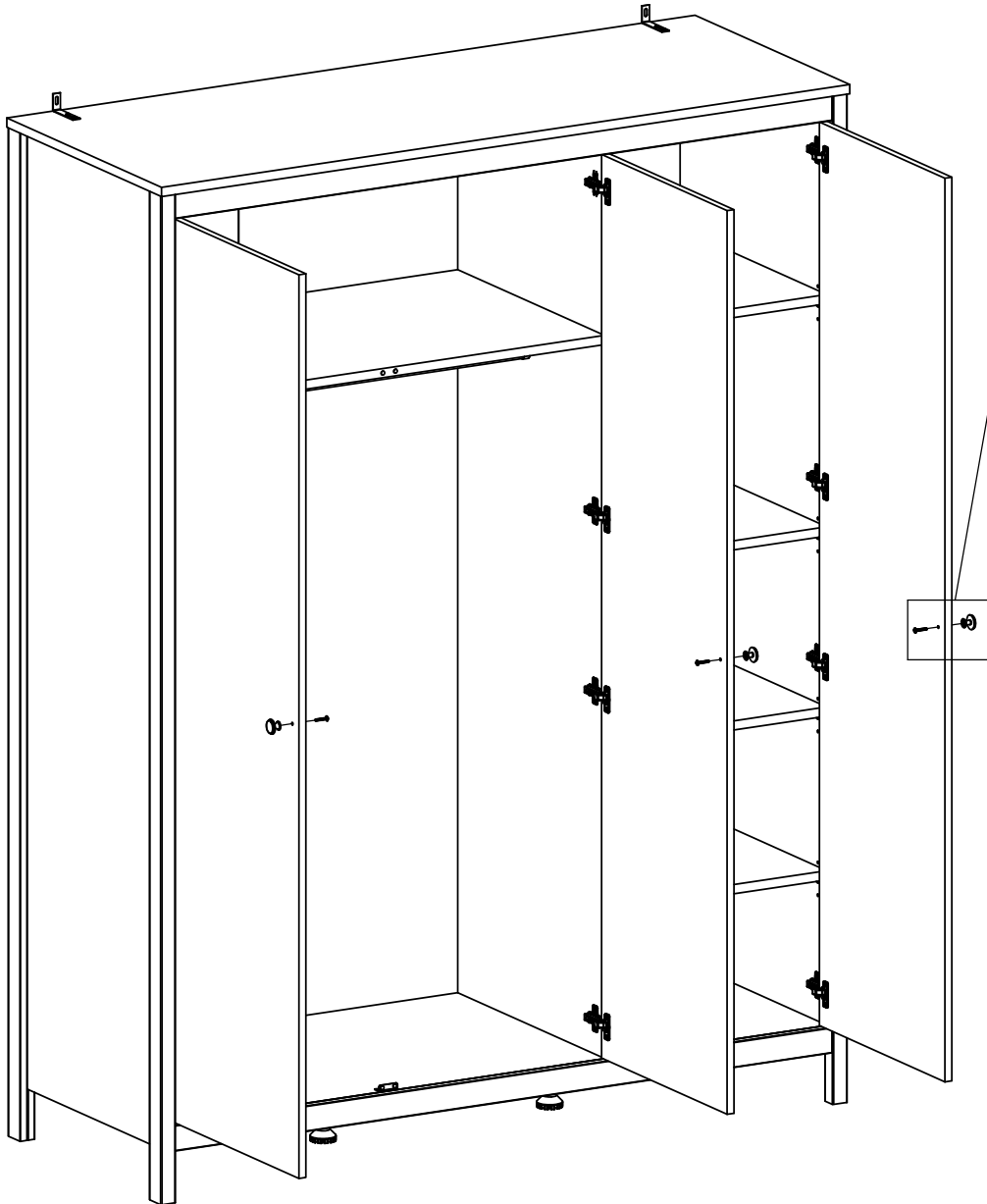
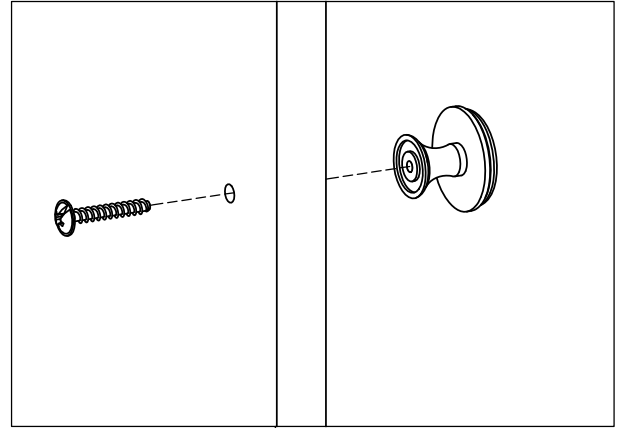
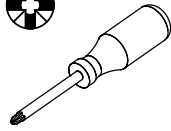
Ø0.16x0.98"
Ø4x25 mm

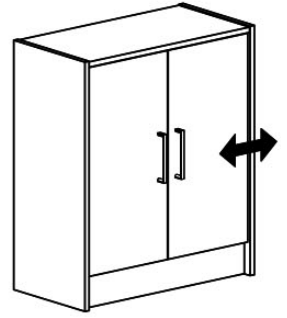
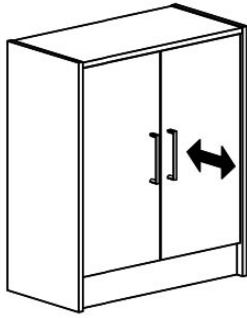
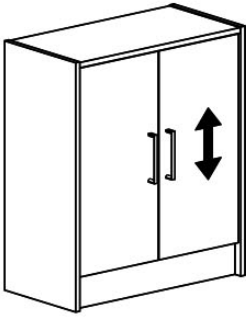
0181047

x3

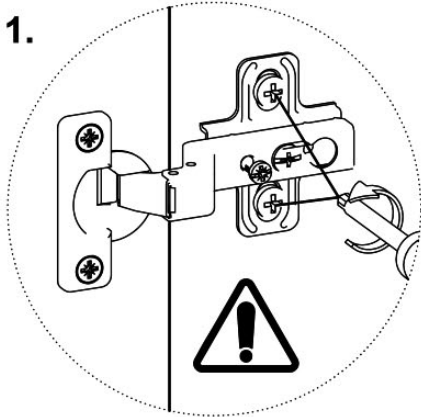


Ø1.1/Ø0.67x0.83"
Ø28/Ø17x21 mm

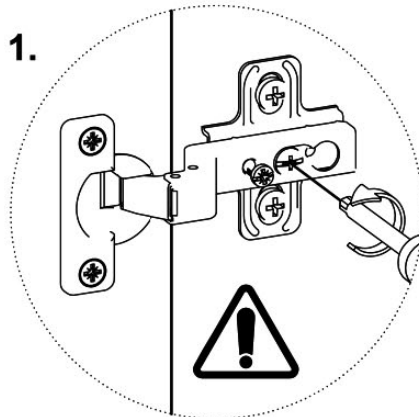




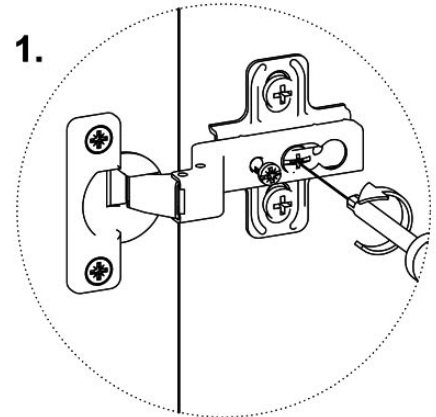
1.



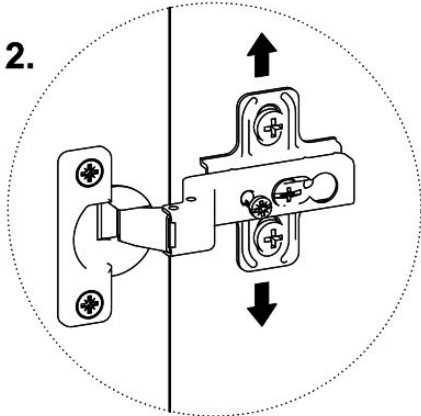
1.



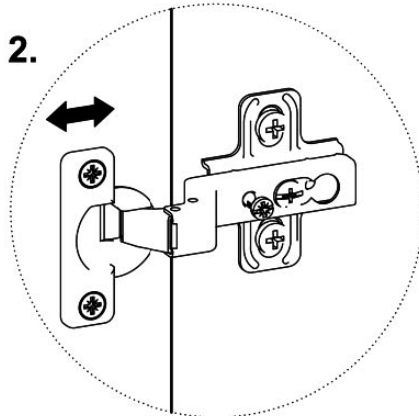
1.



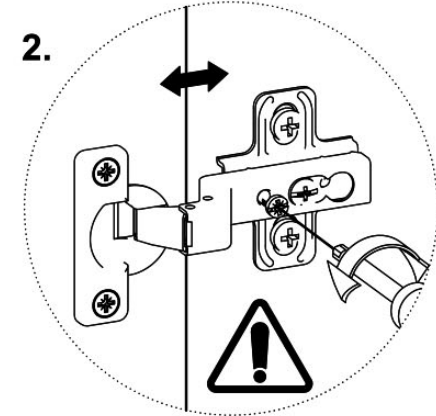
2.



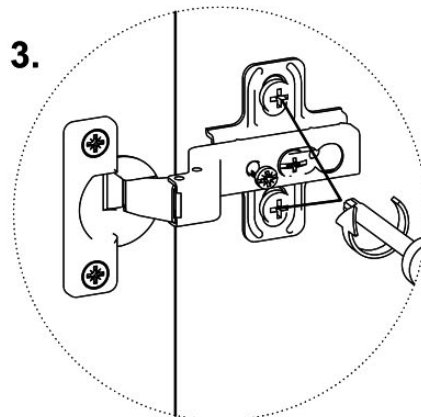
2.



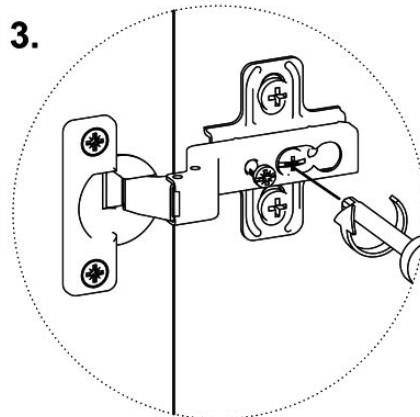
2.



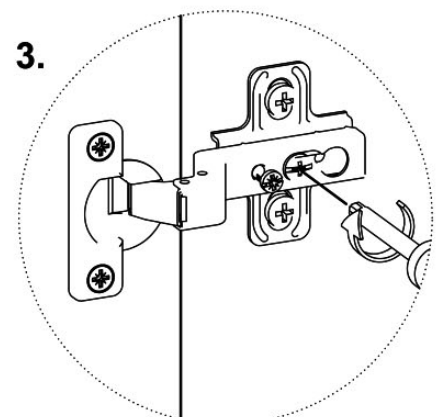
3.


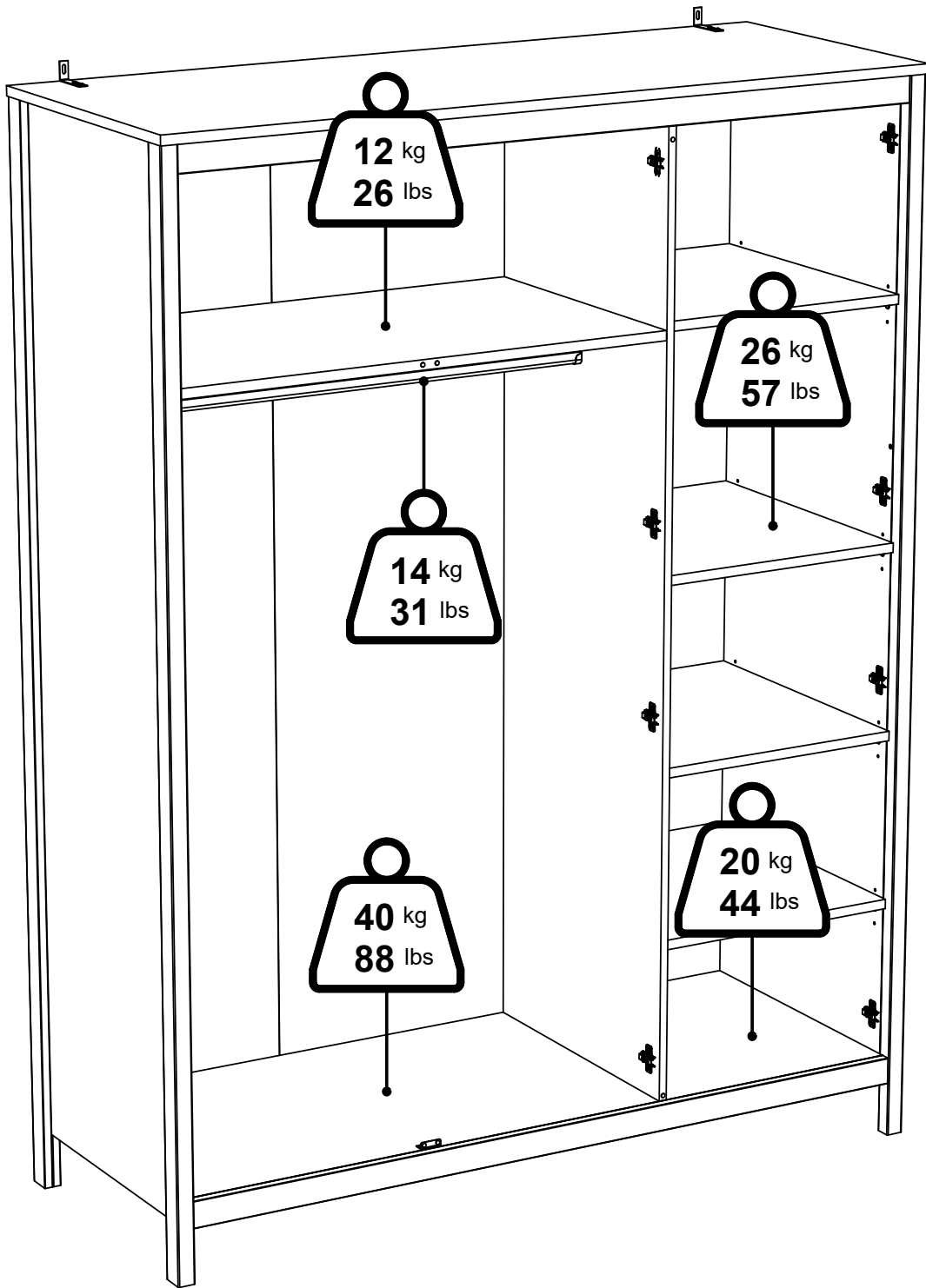
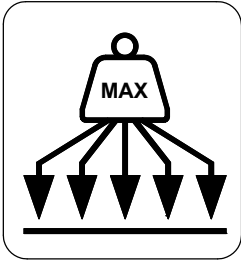


3.



3.





FR

Pensez à donner ou recycler.

Association ou Magasin ou Déchèterie

<https://quefairemesdechets.fr>